

**2001 SURVEY RESULTS
ASSOCIATION OF LEGAL WRITING DIRECTORS/
LEGAL WRITING INSTITUTE**

	Page
SURVEY HIGHLIGHTS	i
SURVEY CONTENTS	
I. SUBMITTER PROFILE	1
II. LAW SCHOOL INFORMATION	2
III. STAFFING MODEL	3
IV. CURRICULUM	4
V. UPPER-LEVEL WRITING COURSES	10
VI. TECHNOLOGY	13
VII. DIRECTORS	15
VIII. FULL-TIME LRW FACULTY MEMBERS	27
IX. LRW ADJUNCT FACULTY	36
X. TEACHING ASSISTANTS	38
XI. SURVEY	39
APPENDICES	
A. GENDER DATA REPORT	1-3
B. SCHOOLS THAT HAVE RESPONDED IN TIME FOR 2001 SURVEY REPORT	4

**2001 SURVEY RESULTS
ASSOCIATION OF LEGAL WRITING DIRECTORS/
LEGAL WRITING INSTITUTE**

This 2001 ALWD/LWI Survey Results Report includes responses from over 140 law schools in the United States. The respondents answered questions about the operation of their legal research and writing programs during the 2000-2001 academic year. This report is a snapshot of these programs. It is an admittedly inexact composite picture of many unique programs of great variety and complexity. Nevertheless, the survey results show common practices, trends, and other valuable insights about the state of legal writing training in American law schools.

For the first time, this year's survey was on the web. This allowed the data to be generated from the web-based responses. This process made the data analysis far faster and more accurate. Unfortunately, there are a few questions for which we do not have reliable data this year because of technical difficulties. This has been noted in the survey report, and data from the 2000 Survey was inserted instead, where that would be helpful. These problems will be resolved before the 2002 Survey is launched next year.

This survey report also includes data from the 2000 survey. You will see the left-hand column by each question includes the number of responses in each category from the 2000 survey, where available, and the 2001 survey. Averages and other relevant data from the 2000 survey are also included throughout this report, where available, to allow rough comparisons. Please realize, of course, that some variations measure real changes in LRW programs from last year, while other reflect changes in the respondent group.

Thanks go to all who participated in this survey. Thank you all for your patience as we work out the kinks in the new web-based survey. Next year, this process will be easier and more refined. We appreciate your feedback on the web-survey. Your time and effort are valuable to all of us. Thank you.

Jo Anne Durako
Survey Committee Chair

2001 ALWD/LWI SURVEY HIGHLIGHTS

Prepared by: Jo Anne Durako
Director of Legal Research & Writing
Rutgers-Camden Law School

Some Changes in the 2001 Survey --

- Still more respondents in 2001: 143 schools participating, for an 82% response rate (up from 78% in 2000), thanks to the cooperation of program directors. This marks the third straight year of increased response rates.
- The survey was on the Web this year. This marks a major improvement for data collection and analysis. Despite some technical difficulties, this process was a success.

Salary Highlights:

- **Directors' Salaries** (averages; Question 49):
2001: \$79,209, up 4% from 2000 \$81,636 for 12 months; \$77,210 for <12 months
2000: \$75,806, up 7% from 1999 \$77,053 for 12 months; \$74,697 for <12 months

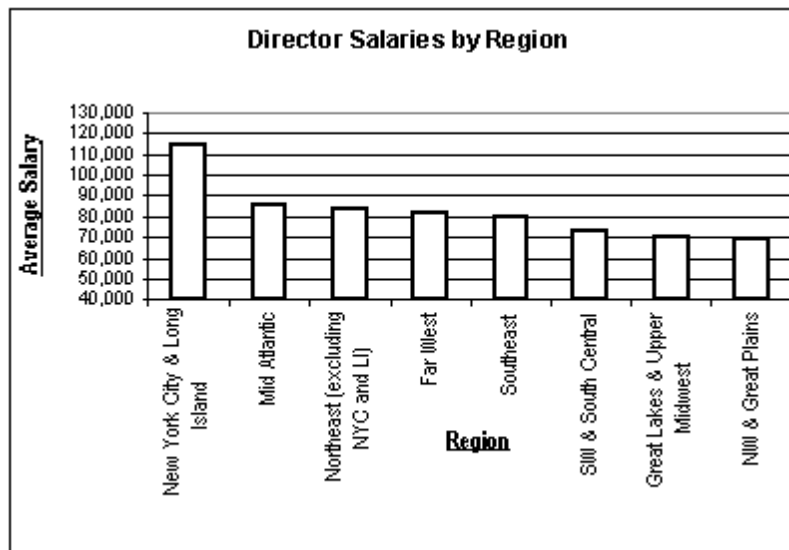
The "average" director looked very much the same in 2001, having graduated from law school 17 years ago, taught in law school for 11 years, and directed at her current law school for 6 years (Questions 3, 4, & 5).

- **LRW Faculty Full-time Current Salaries** (averages, excluding directors; Question 75):
2001: From an average low of \$44,011 to an average high of \$53,012
2000*: \$40,325, up 2% from '99 \$42,300 for 1-3 yr. exp; \$43,852 for > 3 yr. exp.
*The averages for 2000 were based on entry-level salaries, rather than current average low salaries.

- **Regional Differences for Directors:**

Average directors' salaries reported, by region, ranging from highest to lowest:

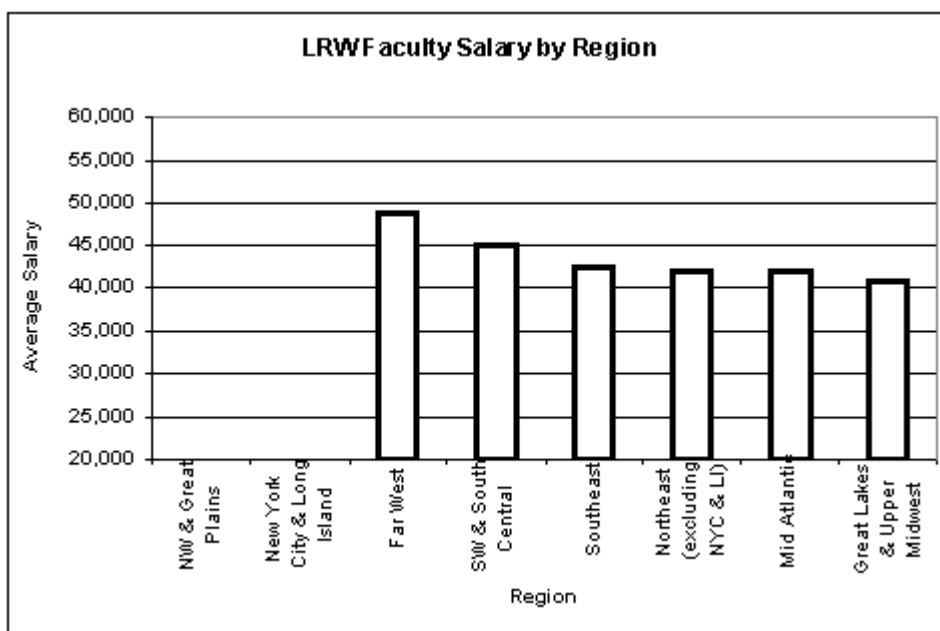
	<u>2001</u>	<u>2000</u>
New York City & Long Island:	\$114,050	\$124,333
Mid-Atlantic:	\$ 85,118	\$ 87,036
Northeast:	\$ 84,115	\$ 83,179
Far West:	\$ 81,639	\$ 71,609
Southeast:	\$ 79,708	\$ 69,615
Southwest & South Central:	\$ 73,269	\$ 68,746
Great Lakes & Up. Midwest:	\$ 70,951	\$ 71,552
Northwest & Great Plains:	\$ 68,900	\$ 65,917



- **Regional Differences for Current Minimum Salaries for LRW Faculty** (excluding directors): Average current minimum salaries for LRW faculty, by region, from highest to lowest:

	2001	2000*
Northwest & Great Plains:	No reports	No reports
New York City & Long Island:	No reports	\$54,000
Far West:	\$48,894	\$41,583
Northeast:	\$45,500	\$39,667
Southwest & South Central:	\$45,326	\$39,650
Southeast:	\$42,429	\$39,778
Mid-Atlantic:	\$42,000	\$42,500
Great Lakes & Up. Midwest:	\$39,500	\$36,857

* Salary figures for 2000 were based on entry-level salaries, rather than current average low salaries.



- **Other Variables Related to Salaries:**

-Years Since Earning a JD, Years Teaching, & Years as a Director (Questions 3, 4, & 5): Salaries for directors increase as the directors have more years of experience.

-Setting (Question 7): Unlike 2000, when salaries were higher for directors and LRW faculty in the suburbs than in urban or rural areas, in 2001 salaries for directors and LRW faculty were higher in urban than in suburban or rural areas.

-Institution Type (Question 8): In past years, salaries were higher for directors and LRW faculty in private than in public schools. There is no reliable data for 2001.

-Staffing Models (Question 10): Average salaries are highest for directors in programs with tenure-track teachers hired to teach LRW (\$122,500) and are lower in adjunct-taught programs (\$83,996) and complex hybrid programs (\$81,506). Salaries are lowest in programs with LRW faculty on contract (\$73,384). For LRW faculty, average current salaries are highest if the faculty are tenured or tenure-track (\$58,333) and next highest in complex hybrid programs (\$47,800) (Question 75).

-Director Type (Question 45): Directors' average salaries are highest if they are tenured and tenure-track and their primary responsibility is LRW (\$102,138) and next highest if the directors' primary responsibility is not LRW (\$92,200). Non-tenure track directors earn low salaries of (\$69,436) and the lowest salaries go to administrators whose primary responsibility is LRW (\$62,667). LRW faculty average current salaries are highest when their director is tenured (\$52,167) or on clinical tenure track (\$42,667) and lowest in programs where the director is an administrator whose primary responsibility is LRW (\$33,000) (Question 75).

Other Highlights:

- **Staffing Model** (Question 10): Most programs use full-time nontenure-track teachers (66 or 47%), adjuncts (25 or 18%), or a hybrid staffing model (34 or 24%). In 2001, 5 programs used solely tenured or tenure-track teachers hired specifically to teach LRW and another 3 programs used such teachers in hybrid programs (Question 11(a)).
- **Curriculum** (Questions 12 - 26): Virtually all writing programs extend over 2 semesters, averaging 2.38 credit hours in the fall and 2.06 hours in the spring. 31 programs have a required component in the fall of the second year, averaging 2.1 credit hours (Question 12). Almost all LRW courses are graded (114 programs)(Question 15) . Many programs grade at least some assignments anonymously (72), but 63 programs do not (Question 17). 107 programs require rewrites, with 46 of those programs requiring rewrites on all assignments (Question 23). The vast majority of programs integrate research and writing instruction (101 programs)(Question 18). 43 law schools employ a full-time or part-time writing specialist, and 103 schools offer an academic support program (Question 28).
- **Common practices** (Questions 12-26): Data for the most common written assignments and Oral skills are not available this year because of technical problems with the survey (Question 21). We do not expect dramatic changes since last year, however. See the report for 2000 data. The most common methods of commenting on papers during the 2000-01 academic year are comments on the paper itself (133), comments during conferences (114), comments at the end of the paper (108), general feedback addressed to the class (91), grading grids or score sheets (81), and feedback memos addressed to individual students (72) (Question 24). 48 programs have web pages, up from 34 web pages reported in 2000 (Question 42).
- **Citation Method** (Question 27): As of the time of the survey response in late May of 2001, 66 programs planned to teach the ALWD Citation Manual only, while 52 programs will teach the Bluebook only, and 14 will teach both methods for the 2001-02 academic year.
- **Tenure** (Question 45): In 2001, there were fewer tenured directors (22 vs. 24) but more tenure-track directors (16 vs. 10) responding than in 2000. In addition, 9 directors have clinical tenure or tenure-track status. About 39% of those responding were tenured or tenure-track, including clinical tenure status. However, 49% of the directors whose primary responsibility is LRW are not on tenure-track (60 of 122).
- **Assistant Directors** (Question 46): 18 programs reported having assistant directors in 2001, (down from 25 in 2000); 98 do not. The average salary for an assistant director was reported as \$37,753 based on only 3 responses (compared with \$51,965 reported in 2000).
- **Title** (Question 48): Over 66% of program directors have a form of "Professor" in their official title (94 of 143). "Director" is the next most common title (65 or 45%). For LRW faculty (Question 68), many have some form of "Professor" in their official title (57 or 46%), many are "Instructors" (35 or 19%), with "Lecturer" the next most common title (16 or 13%).

- **Directors' Workload** (Question 54): In the 2001-02 academic year, the "average" director taught 32 entry-level students, 3 hours per week, using 3 major and 4 minor assignments, while reading 983 pages of student work, and holding 38 hours of conferences during the fall semester. The spring semester workload was comparable. This compares with the prior year in which the "average" director taught 34 entry-level students, 3 hours per week, using 3 major and 4 minor assignments, while reading 1,111 pages of student work, and holding 35 hours of conferences -- a slightly heavier workload than reported for the 2001 survey.
- **LRW Faculty Members' Workload** (Question 82): In the 2001-02 academic year, the "average" LRW faculty member taught 47 entry-level students, 4 hours per week, using 3 major and 4 minor assignments, while reading 1,410 pages of student work, and holding 62 hours of conferences. Again this past year the class size approached the maximum recommended by the ABA Sourcebook on Legal Writing Programs. This compares with the prior year in which the "average" LRW faculty member taught 46 entry-level students, 6 hours per week, using 3 major and 4 minor assignments, while reading 1,588 pages of student work, and holding 48 hours of conferences -- a comparable workload, and significantly better than in 1999.
- **Upper Level Teaching** (Questions 55 & 56): Many directors teach courses beyond the first-year program (71 or 50%). They taught an average of 1.62 upper level writing courses. Data for upper level teaching by LRW faculty are not available this year because of technical problems with the survey. See the report for 2000 data. (*Question 85*).
- **Faculty Committees** (Question 59): The vast majority of directors serve on faculty committees as voting members (107 or 75%). For LRW faculty (Question 83), those in 66 programs serve on faculty committees, with 60 programs affording voting.
- **Faculty Meetings** (Question 60): The majority of directors also attend and vote at faculty meetings, with 14 non-tenure track directors voting on all matters and 26 more voting on all but hiring and promotion. These voting rights are in addition to the 48 tenured and tenure-track directors. LRW faculty vote in 42 programs at faculty meetings, with 20 of those programs affording voting on all matters. At 47 more programs, LRW faculty attend, but do not vote (Question 84).
- **Scholarship** (Question 62): For 40 or 28% of directors, there is an obligation to produce scholarship. For 24 there is no obligation, but there is an expectation they will. For LRW faculty (Question 81), there is an obligation in 12 programs to produce scholarship and in 14 programs they are expected to produce scholarship, while 73 programs impose no such obligation or expectation.
- **LRW Faculty Type** (Question 65): LRW faculty in most programs are on short-term contracts, with 56 on 1-year contracts, 15 on 2-year contracts, 34 on contracts \geq 3 years, 7 have ABA Standard 405(c) status, and 15 are on tenure track. The overwhelming majority of those on contract have no cap (85 of 92 or 92%, up from 79 of 92 or 86% in 2000) (Question 66).
- **Evaluation Standards** (Question 70): 49 directors reported using written standards to evaluate LRW faculty, down from 59 in 2000. 20 more programs have standards under development.

- **Additional Support for LRW Faculty:**
 - Summer grants** (Question 76): 52 programs provide LRW faculty with summer grants averaging \$6,435, up from \$6,030 in 2000.
 - Developmental Funding** (Question 79): The vast majority, or 89 programs, provide developmental funding averaging \$1,763, down from \$1,981 in 2000.
 - Research Assistants** (Question 80): Over half, or 73 programs, provide funding for research assistants, with 61 providing funding for all reasonable requests, and 12 providing an average of \$2,335, the same as in 2000.
- **Adjunct Faculty:** See Questions 86-92 in part IX.
- **Teaching Assistants:** See Questions 93-99 in part X.
- **Survey** (Question 100): Most respondents have used the survey data in the past. 78 used the survey to improve their programs, 41 to improve their status, and 44 to improve their salary. This shows increased use of the survey data from 2000.

Gender Data Highlights in Appendix A:

- **Director Salary** (Question 49): Female directors earn less than male directors, when measured by
 - 12-month salaries (\$77,163 female; \$91,615 male);
 - less than 12-month salaries (\$75,068 female; \$84,115 male); or
 - salaries reported (combined 12-mon. & <12-mon.: \$75,971 female; \$88,015 male. Compared with 2000 combined averages of \$71,628 female; \$87,410 male).
 - ▶ In the range of salaries paid, female directors' salaries have a wider range than males' (\$45,100 to \$136,000 female; \$55,000 to \$130,000 males).
 - ▶ Fewer females than males earn more than \$100,000 (6 of 68 females, or 9% of females; 9 of 25 males, or 36% of males).
 - ▶ Females with comparable years of experience directing at their present schools earn sometimes less and sometimes more than their male colleagues (less for 0-5 and 11-15 years of experience, more for 6-10 and > 15 years of experience).
 - ▶ Females also earn less additional compensation for teaching beyond the entry-level program (\$7,167 female; \$9,333 male).
- **Salary Range for LRW Professionals** (Question 75): In programs headed by female directors, once again the salary range for LRW faculty is lower: the averages at the low in the range are lower (\$41,634 low with female director; \$46,226 low with male director). The averages at the high end of the range are also lower (\$49,732 high with a female director, \$52,640 high with a male director).
- **Tenure** (Question 45): Female directors are somewhat less often tenured than are male directors (16% of females ; 21% of males). When tenured and tenure-track directors are combined, females just pass males (32% female; 30% male). Significantly more female directors continue to find themselves on contract than males (41% females; 30% males).
- **Title** (Question 48): Fewer females have "Professor" as their official title than males (47% female; 57% male). More females have titles of "Instructor" or "Lecturer" than males (12% females; 2% males). About 35% of both females and males have "Director" as their official title.
- **Teach Upper Level Courses** (Question 55): Fewer females teach courses beyond the required writing course than males (45% female; 76% male). The overall level of directors teaching upper-level courses has decreased significantly from the 2000 data when 64% females and 82% male directors taught those classes. More female directors teach academic support as their only upper level course than males (7% females; 0% males).
- **Leave** (Question 64): Female directors are somewhat less often eligible for paid sabbaticals (34% female; 38% male), slightly more often eligible for unpaid sabbatical (13% female; 12% male), and are less often eligible for other leave and reduced loads (39% female; 50% male). While there is less of a gender gap shown by this year's data, the overall level of eligibility for paid sabbaticals decreased significantly from the 2000 data (59% female and 64% male).

Appendix B lists the law schools which responded in time for the 2000 Survey Report.

The definitions of terms used in this survey are listed below. For your convenience, some definitions are repeated later in the survey as part of the questions to which they relate.

Clinical tenure means the type of tenure given to clinical faculty.

Current Academic Year means the 2000-20001 academic year.

Director means the person charged with responsibility for the required legal writing program.

Doctrinal course means a course other than a clinic, seminar, or advanced writing course.

Elective course means a course that is not part of the required sequence that all law students must take, such as legal research, and legal writing.

Faculty member means a full-time teacher at the law school and includes a person who is paid on an administrative line but directs a writing program.

Major assignment is one in which the final product is equal to or > 5 pages. Graded assignments do not include those evaluated with a check, check +, check -, but do include those assignments factored into the final course grade.

Required legal writing program and **required program** mean the course of study of legal research and writing courses that all law students must take to graduate. This generally means LRW courses in the first-year required program, but at some law schools, this covers required courses in the second or third years.

Tenure track means that the director is on a scheduled time-table for being considered for tenure — not that the director has been promised conversion to tenure track at some unidentified time in the future.

Writing assignment means an assignment other than a written traditional examination — either in-class and take-home.

I. SUBMITTER PROFILE

1. Are you:

2000 **2001**

112 115

4 1

2 0

17 14

4 8

- a. Director of the required program?
- b. Associate or assistant director of the required program?
- c. Director of the upper-level appellate advocacy program, drafting program, or other upper-level program?
- d. A teacher in a program without a director?
- e. None of the above.

2. Please indicate your gender and race.

2000 **2001**

<u>138</u>	
<u>99</u>	<u>99</u>
<u>38</u>	<u>39</u>
<u>138</u>	
<u>132</u>	
<u>2</u>	
<u>1</u>	
<u>2</u>	
<u>1</u>	

- a. Gender:
Female (72%)
Male (28%)
- b. Race:
White
African-American
Hispanic
Asian-American
Other

3. As of now, how many years have passed since the director earned a J.D. degree?

2000 **2001**

113 129

Years. **(average) 17.55 (min 5; max 41)**
2000 Survey: (average) 17 (min 5; max 33)

4. As of now, how many years has the director been teaching in law school on a full-time basis?

2000 **2001**

113 131

Years. **(average) 10.85 (min 1; max 31)**
2000 Survey: (average) 11 (min 0; max 30)

5. How many years has the director directed the writing program at the present law school?

2000 **2001**

113 130

Years. **(average) 6.13 (min 0; max 20)**
2000 Survey: (average) 7 (min 0; max 22)

II. LAW SCHOOL INFORMATION

6. Following (and slightly modifying) the model developed by the Society of American Law Teachers, we have divided the country into eight regions. Please identify the region where your law school is located.

2000 **2001**

<u>24</u>	<u>26</u>
<u>4</u>	<u>3</u>
<u>19</u>	<u>17</u>
<u>28</u>	<u>28</u>
<u>17</u>	<u>17</u>
<u>21</u>	<u>21</u>
<u>17</u>	<u>17</u>
<u>6</u>	<u>8</u>

- a. Region I: Far West - AZ, CA, HI, NV, OR, UT, WA.
b. Region II: Northwest & Great Plains - ID, MT, NE, ND, SD, WY.
c. Region III: Southwest & South Central - AR, CO, KS, LA, MO, NM, OK, TX.
d. Region IV: Great Lakes/Upper Midwest - IL, IN, IA, MI, MN, OH, WI.
e. Region V: Southeast - AL, FL, GA, KY, MS, TN, WV.
f. Region VI: Mid Atlantic - DE, MD, NJ, NC, PA, SC, VA.
g. Region VII: Northeastern - CT, MA, ME, NH, NY (excluding New York City and Long Island), RI, VT.
h. Region VIII: New York City and Long Island.

7. What is the setting of your law school?

2000 **2001**

<u>106</u>	<u>94</u>	a. Urban.
<u>21</u>	<u>22</u>	b. Suburban.
<u>10</u>	<u>9</u>	c. Rural.
	<u>17</u>	d. No response.

8. What type of institution is your law school?

NOTE: Because of a technical problem with the construction of the Survey, there are no reliable results for 2001. This question is being redesigned for 2002.

2000 **2001**

<u>55</u>	<u>✖</u>	a. Public.
<u>79</u>	<u>✖</u>	b. Private.

9. What was the size of your first-year J.D. class for 2000-01?

2000 **2001**

<u>7</u>	<u>6</u>	a. 100 or fewer students.
<u>22</u>	<u>21</u>	b. 101 to 150 students.
<u>36</u>	<u>38</u>	c. 151 to 200 students.
<u>29</u>	<u>26</u>	d. 201 to 250 students.
<u>16</u>	<u>14</u>	e. 251 to 300 students.
<u>27</u>	<u>32</u>	f. 301 or more students.

III. STAFFING MODEL

10. Following the model used by the authors of the *Source Book on Legal Writing Programs*, we have identified eight basic staffing models for first-year writing programs. Please identify the model that most closely resembles the format that your school uses. *Note: Do not consider the director's status if that differs from the status of other LRW teachers.*

2000 **2001**

<u>5</u>	<u>5</u>	a. Tenured or tenure-track teachers hired specifically to teach legal writing.
<u>5</u>	<u>4</u>	b. Tenured or tenure-track teachers hired to teach legal writing and other courses.
<u>0</u>	<u>0</u>	c. Tenured or tenure-track teachers who teach legal writing as part of their first-year doctrinal courses.
<u>1</u>	<u>1</u>	d. Many tenured or tenure-track teachers teaching legal writing to small groups of students where the teacher has no other responsibilities with respect to legal writing and where the teacher's primary responsibilities lie with teaching other courses.
<u>73</u>	<u>66</u>	e. Full-time nontenure-track teachers with long-term contracts or short-term contracts.
<u>25</u>	<u>25</u>	f. Adjuncts.
<u>1</u>	<u>0</u>	g. Graduate students.
<u>2</u>	<u>0</u>	h. Students (<i>only if these upper-level students provide a substantial portion of individualized feedback on papers or have a substantial responsibility for classroom teaching</i>).
<u>33</u>	<u>34</u>	i. A complex hybrid of the above models or some other model.
	<u>5</u>	j. Not answered.

11. If you checked answer i. (hybrid model) in the preceding question, which of the following elements are part of your program? *(Please circle all that apply.)*

2000 **2001**

4 3

13 8

1 2

3 4

20 24

21 21

1 3

14 10

- a. Tenure-track teachers hired specifically to teach legal writing.
- b. Tenure-track teachers hired to teach legal writing and other courses.
- c. Tenure-track teachers who teach legal writing as part of their first-year doctrinal courses.
- d. Many tenured or tenure-track teachers teaching legal writing to small groups of students where the teacher has no other responsibilities with respect to legal writing and where the teacher's primary responsibilities lie with teaching other courses.
- e. Full-time nontenure-track teachers with long-term contracts or short-term contracts.
- f. Adjuncts.
- g. Graduate students.
- h. Students *(only if these upper-level students provide a substantial portion of individualized feedback on paper or have a substantial responsibility for classroom teaching).*

IV. CURRICULUM

12. How many credit hours are awarded each semester of the required program?
Responses of 0 were excluded from the averages.

	First Year		Second Year		Third Year	
	Fall	Spring	Fall	Spring	Fall	Spring
2001 (average)	2.38	2.06	2.10	2.00	2.40	2.67
<i>(min)</i>	1	1	1	1	2	2
<i>(max)</i>	4	4	4	4	4	4
<i># of responses</i>	129	125	31	22	5	3
<i>2000 (average)</i>	2.14	2.08	2.20	2.00	1.33	3.00

13. When is the first required advocacy course taught (typically an introductory appellate advocacy course taught in the spring of the first year) and how many credits are awarded for it? *(Please indicate the semester in which it is taught by writing the number of credit hours in the appropriate space. If necessary, estimate the number of credit hours.)*

	First Year		Second Year		Third Year	
	Fall	Spring	Fall	Spring	Fall	Spring
2001 (average)	2.14	1.95	2.00	2.31	2.14	0
<i>(min)</i>	1	1	1	1	1	0
<i>(max)</i>	4	4	3	5	3	0
<i># of responses</i>	53	22	26	13	7	0
<i>2000 (average)</i>	0	1.91	2.15	2.14	0	0

14. Does the number of credit hours awarded for the required program equal the number of weekly scheduled classroom hours?

2000 **2001**

99 108

21 19

11 4

- a. Yes.
- b. No, we teach **(average) 1 (min .05; max 1) more** classroom hours, on average.
2000 Survey: (average) 2.5 (min 1; max 10)*
- c. No, we teach **(average) 1 (min 1; max 1) fewer** classroom hours, on average.
2000 Survey: (average) 2.7 (min 1; max 10)*

*NOTE: *Four responses of >10 for b. and c. have been excluded from the averages. This question was intended to determine the difference between the number of hours of teaching each week and the number of credit hours. Some respondents may have answered with the number of hours taught each semester thus inflating the average.*

15. How is your required course graded?

2000 **2001**

113 111

2 3

12 11

6 7

4 5

5

- a. Grades that are included in the students' GPA.
- b. Grades that are not included in the students' GPA.
- c. Honors, pass, fail (or some equivalent).
- d. Purely pass/fail.
- e. Other method.
- f. Not answered.

16. Is the required program graded on a curve or with a required mean and distribution?

2000 **2001**

56 56

26 28

16 6

38 46

- a. Yes, it's graded the same way as all first-year courses.
- b. Yes, it's graded on a curve specifically for LRW.
- c. Yes, it's graded on some other curve or mean.
- d. No.

17. Are the major writing assignments in the required program graded anonymously?

(Note: A major writing assignment is one in which the final product is ≥ 5 pages.)

2000 **2001**

55 48

9

9

6

57 63

- a. Yes, all major writing assignments.
- b. Yes, over approximately 75% of major assignments.
2000 Survey: % varied too widely to report. 23 reported some major writing assignments.
- c. Yes, over approximately 50% of major assignments.
- d. Yes, over approximately 25% of major assignments.
- e. No.

18. How do you teach legal research in your program?

2000 **2001**

103 101

33 32

64 67

54 55

18 23

- a. Integrated with writing.
- b. Taught separately from writing.
- c. Taught by LRW Faculty.
- d. Taught by Librarians.
- e. Other.

19. What research assignments are covered in the required LRW course?
(Please choose the appropriate instructional model for programs with research instruction integrated or taught separately.) (Please check ✓ all that apply.)
NOTE: Because of a technical problem with the construction of the Survey, there are no reliable results for 2001. This question is being redesigned for 2002.

2000 Data:

A program with research instruction integrated w/ writing.	A program with research instruction taught separately.	
78	28	a. Research exercises unrelated to writing assignments
38	17	b. All closed universe research for writing assignments
43	9	c. All open library research for writing assignments
78	24	d. Combination of closed and open universe research
36	15	e. Legislative histories
45	14	f. Administrative law research
60	13	g. Limited Westlaw/Lexis training in the first semester
20	5	h. Unlimited Westlaw/Lexis training in the first semester
82	21	i. Unlimited Westlaw/Lexis training in the second semester
17	5	j. Other

20. What writing assignments are assigned in the required LRW course? *(Please mark all that apply.)*
NOTE: Because of a technical problem with the construction of the Survey, there are no reliable results for 2001. This question is being redesigned for 2002.

2000 2001

<u>134</u>	<input checked="" type="checkbox"/>	a. Office memoranda.
<u>67</u>	<input checked="" type="checkbox"/>	b. Client letters.
<u>60</u>	<input checked="" type="checkbox"/>	c. Pretrial briefs.
<u>32</u>	<input checked="" type="checkbox"/>	d. Trial briefs.
<u>104</u>	<input checked="" type="checkbox"/>	e. Appellate briefs.
<u>3</u>	<input checked="" type="checkbox"/>	f. Law review articles.
<u>28</u>	<input checked="" type="checkbox"/>	g. Drafting documents.
<u>6</u>	<input checked="" type="checkbox"/>	h. Drafting legislation.
<u>21</u>	<input checked="" type="checkbox"/>	i. Other.

21. What speaking skills are covered in the required LRW course?

(Please mark all that apply.)

NOTE: Because of a technical problem with the construction of the Survey, there are no reliable results for 2001. This question is being redesigned for 2002.

2000 2001

<u>39</u>	<u>✗</u>	a. Pretrial motion.
<u>15</u>	<u>✗</u>	b. Trial motion.
<u>101</u>	<u>✗</u>	c. Appellate brief argument
<u>34</u>	<u>✗</u>	d. In-class presentations.
<u>16</u>	<u>✗</u>	e. Oral report to senior partner.
<u>9</u>	<u>✗</u>	f. Other.

22. Are legal writing assignments coordinated collaboratively by the faculty in two or more courses with reading or writing assignments in other first-year courses?

2000 2001

<u>9</u>	<u>2</u>	a. Yes. The topics are coordinated and taught.
<u>26</u>	<u>33</u>	b. Somewhat. The topics of the assignments are coordinated, but not the teaching.
<u>99</u>	<u>102</u>	c. No.

23. Do you require rewrites of major writing assignments in the required program?

(Note: A major writing assignment is one in which the final product is ≥ 5 pages.)

2000 2001

<u>38</u>	<u>46</u>	a. Yes, <u>all</u> major assignments require at least one rewrite.
<u>73</u>	<u>61</u>	b. Yes, but <u>not all</u> , approximately (average) 51% (min 22%; max 85%) of major assignments require rewrites. <i>2000 Survey: (average) 49% (min 10%; max 80%)</i>
<u>22</u>	<u>28</u>	c. No.
<u>7</u>	<u>7</u>	d. Not answered.

24. For those major writing assignments on which LRW faculty comment, what is the extent of the comments? (Please mark all that apply. This applies to comments written in pen or pencil on paper, or to feedback provided in similar fashion via computer.)

2000 2001

<u>133</u>	<u>133</u>	a. Comments written on the paper itself and in margins.
<u>87</u>	<u>91</u>	b. General feedback memo addressed to all students.
<u>64</u>	<u>72</u>	c. Feedback memo written specifically for the individual student.
<u>104</u>	<u>108</u>	d. Short comments written at the end of the paper.
<u>117</u>	<u>114</u>	e. Comments in person during conference.
<u>21</u>	<u>81</u>	f. Grading grids or score sheets.

25. What percentage of major writing assignments in the required course are graded?

(Note: A major writing assignment is one in which the final product is ≥ 5 pages. Graded assignments do not include those evaluated with a ✓, ✓+, ✓-.)

2000 2001

<u>9</u>	<u>9</u>	a. 0-25%.
<u>10</u>	<u>12</u>	b. 26-50%.
<u>17</u>	<u>17</u>	c. 51-75%.
<u>102</u>	<u>96</u>	d. 76-100%.
<u>8</u>	<u>8</u>	e. No answer.

26. For writing assignments with more than one required draft, are drafts other than the final draft graded?

2000 **2001**

<u>56</u>	<u>56</u>	a. Yes.
<u>67</u>	<u>64</u>	b. No.
	<u>22</u>	c. Not applicable.

27. Which citation method do you plan to teach for the 2001-02 academic year?

(Please note: This is the only question relating to the upcoming academic year instead of the 2000-01 academic year.)

2000 **2001**

<u>48</u>	<u>66</u>	a. ALWD Citation Manual only.
<u>38</u>	<u>52</u>	b. Bluebook only.
<u>21</u>	<u>14</u>	c. Both ALWD Citation Manual and Bluebook.
<u>18</u>	<u>3</u>	d. Other. <i>(Note: Respondents answered either ALWD or Bluebook, choice left to each teacher.)</i>
	<u>7</u>	e. No answer.

28. Which of these services does your law school provide for first-year students? *(Please mark as many as apply.)*

2000 **2001**

<u>11</u>	<u>10</u>	a. Writing Specialist, full time.
<u>29</u>	<u>33</u>	b. Writing Specialist, part time.
<u>22</u>	<u>29</u>	c. Tutorial.
<u>91</u>	<u>86</u>	d. Student teaching assistants helping students.
<u>98</u>	<u>103</u>	e. Academic support program.
<u>8</u>	<u>0</u>	f. Other.

29. If your law school employs a writing specialist, what is that person's status, training, salary, and gender?

NOTE: Because of a technical problem with the construction of the Survey, there are no reliable results for 2001. This question is being redesigned for 2002.

2000 Survey:

		WRITING SPECIALIST #1	WRITING SPECIALIST #2
TATUS	a. Full-time	10	2
	b. Part-time	26	4
	c. Tenured	4	0
	d. Long-term contract	4	1
	e. Short-term contract	20	4
RAINING	f. J.D.	16	2
	g. Ph.D. in English	14	1
	h. Other relevant advanced degree	14	4
	i. Other	0	0

Gender	j. Female	31	5
	k. Male	5	0
	j. Salary	Full-time: (average) \$48,917 (min \$7,500; max \$75,000) Part-time: (average) \$12,444 (min \$2,215; max \$36,000)	Full-time: (average) \$44,000 (min \$44,000; max \$44,000) Part-time: (average) \$6,000 (min \$4,000; max \$8,000)

30. If your law school employs a writing specialist, what responsibilities does that person have and approximately what percentage of time is allocated to each responsibility? (Please mark as many as apply.)

NOTE: Because of a technical problem with the construction of the Survey, there are no reliable results for 2001. This question is being redesigned for 2002.

2000 2001

- 34 a. Holding student conferences **(average) % (min %; max %)**
2000 Survey: *(average) 73% (min 10%; max 100%)*
- 26 b. Training LRW faculty **(average) % (min %; max %)**
2000 Survey: *(average) 3% (min 0%; max 20%)*
- 32 c. Providing workshops **(average) % (min %; max %)**
2000 Survey: *(average) 19% (min 0%; max 100%)*
- 25 d. Training law review and advanced moot court students **(average) % (min %; max %)**
2000 Survey: *(average) 1% (min 0%; max 10%)*
- 25 e. Teaching upper-level writing courses **(average) % (min %; max %)**
2000 Survey: *(average) 8% (min 0%; max 65%)*
- 27 f. Reviewing upper-level seminar papers **(average) % (min %; max %)**
2000 Survey: *(average) 5% (min 0%; max 50%)*
- 24 g. Publishing scholarly articles and books **(average) % (min %; max %)**
2000 Survey: *(average) 4% (min 0%; max 25%)*

31. Do you have a formal writing center in your law school for your program?

2000 2001

- 13 19 a. Yes, established **(average) 6.53 (min 2 ; max 12)** years ago.
2000 Survey: *(average) 6 (min 1; max 10)*
- 9 8 b. Yes, staffed by **(average) 3.63 (min 1; max 6)** professionals .
2000 Survey: *(average) 2 (min 1; max 7)*
- 6 10 c. Yes, staffed by **(average) 2.5 (min 1; max 4)** teaching assistants.
2000 Survey: *(average) 9 (min 5; max 15)*
- 4 7 d. Alternative to formal writing center.
- 47 42 e. No, but the university writing center is available to law students.
- 63 66 f. No.

V. UPPER-LEVEL WRITING COURSES

32. Does your law school offer elective-level legal writing courses?

Elective means courses that are not part of the required sequence that all entering law students must take, such as legal research, legal writing, appellate advocacy/moot court.

2000 2001

<u>20</u>	<u>16</u>	a. No, no elective courses are offered.
<u>33</u>	<u>42</u>	b. Yes, elective taught by non-writing faculty.
<u>25</u>	<u>20</u>	c. Yes, elective courses taught by legal writing faculty (including the director and LRW adjuncts).
<u>48</u>	<u>51</u>	d. Yes, elective courses taught by both non-writing and by legal writing faculty.
<u>6</u>	<u>8</u>	e. Other.
	<u>5</u>	f. No answer.

33. Must students satisfy an upper-level writing requirement, beyond the required program, for graduation? *Please mark all courses that are required or count toward the requirement.*

2000 2001

15 13

	REQUIRED	COUNT TOWARD REQUIREMENT	<u>2001</u> TOTAL	<u>2000</u> TOTAL
a. Advanced legal writing - general writing skills	6	24	30	33
b. Advanced legal writing - survey course	1	10	11	14
c. Drafting, general	2	22	24	22
d. Drafting, litigation	3	21	24	21
e. Drafting, legislation	2	14	16	15
f. Drafting, transactional	2	24	26	19
g. Advanced advocacy (excluding student-run moot court programs)	3	34	37	40
h. Scholarly writing	50	37	87	95
i. Judicial opinion writing	2	9	11	12
j. Advanced research	7	19	26	28
k. All of the above	0	3	3	2
l. Other	22	11	33	31
Total Responding	100	228	328	318

34. Does your law school train students who are required to produce scholarly writing/seminar papers? *(Please mark all that apply.)*
NOTE: Because of a technical problem with the construction of the Survey, there are no reliable results for 2001. This question is being redesigned for 2002.

2000 **2001**

38	✗	a. No, not at all or seldom.
84	✗	b. The faculty or most faculty do so within the courses for which the paper is written.
6	✗	c. Yes, in writing workshops that are not law school courses.
2	✗	d. Yes, in a separate course taught by non-writing faculty.
1	✗	e. Yes, in a separate course taught by LRW faculty or director.
7	✗	f. Other.

35. What courses are taught in the elective writing curriculum and who teaches those courses? *(Please mark all that apply.)*
NOTE: Because of a technical problem with the construction of the Survey, there are no reliable results for 35.d. through l. for 2001. This question is being redesigned for 2002.

2000		LRW Director	LRW Full-time Faculty	LRW Adjuncts	Non-LRW Full-time Faculty	Non-LRW Adjuncts	Libr.	Other	TOTAL *
96	a. Advanced legal writing - general writing skills	18	18	8	18	6	1	4	73
31	b. Advanced legal writing - survey course	5	5	3	8	4		3	28
76	c. Drafting, general	6	14		20	20	1	3	64
78	d. Drafting, litigation								
42	e. Drafting, legislation								
68	f. Drafting, transactional								
123	g. Advanced advocacy (excluding student-run moot court programs)								
71	h. Scholarly writing								
22	i. Judicial opinion writing								
95	j. Advanced research								
4	k. All of the above								
21	l. Other								

* NOTE: These totals do not represent number of schools responding because each school could check more than one instructor type for each course.

36. Approximately how many students enroll each year in the following upper-level writing courses?
NOTE: Because of a technical problem with the construction of the Survey, there are no reliable results for 36.f. through j. for 2001. This question is being redesigned for 2002.

	# OF STUDENTS WHO ENROLL	CHECK IF THERE IS GREATER DEMAND THAN AVAILABILITY.	
		2001	2000
a. Advanced legal writing - general writing skills	(average) 43.11 (min 0; max 450)	45	36
b. Advanced legal writing - survey course	(average) (min ; max)	14	11
c. Drafting, general	(average) (min ; max)	34	17
d. Drafting, litigation	(average) (min ; max)	36	22
e. Drafting, legislation	(average) (min ; max)	23	5
f. Drafting, transactional	(average) (min ; max)		21
g. Advanced advocacy (excluding student-run moot court programs)	(average) (min ; max)		25
h. Scholarly writing	(average) (min ; max)		11
i. Judicial opinion writing	(average) (min ; max)		6
j. Advanced research	(average) (min ; max)		25

37. Do any upper-level doctrinal courses taught by full-time faculty include a writing assignment?
Please note: Doctrinal course means a course other than clinics, seminars, or advanced writing courses. Writing assignment means an assignment other than a written traditional examination – either in-class and take-home.

2000 **2001**

3 3

112 121

10 7

- a. Yes, all doctrinal courses include a writing component.
 b. Yes, some doctrinal courses include a writing component. Approximately **(average) 23.65% (min 5%; max 75%)** of the courses include a writing component.
2000 Survey: (average) 23% (min 1%; max 65%)
 c. No, no doctrinal courses include a writing component.

38. If you answered a. or b. in the prior question, what types of assignments do the doctrinal courses include? *(Please mark all that apply.)*

Note: The 2001 responses are about double those in 2000. Although we rechecked the data, caution is advised.

2000 **2001**

26 52

28 58

16 38

30 66

- a. Drafting – general.
 b. Drafting – litigation.
 c. Drafting – legislation.
 d. Drafting – transactional.

<u>18</u>	<u>34</u>	e. Advanced advocacy.
<u>30</u>	<u>74</u>	f. Memoranda or essays.
<u>17</u>	<u>31</u>	g. Client/Opinion Letters.
<u>15</u>	<u>21</u>	h. Judicial opinions.
<u>35</u>	<u>89</u>	i. Scholarly papers.
<u>5</u>	<u>15</u>	k. Other.

39. How much written feedback do students generally receive on assignments in doctrinal courses?

2000 2001

<u>2</u>	<u>0</u>	a. <u>More</u> feedback than in the required writing course.
<u>8</u>	<u>2</u>	b. <u>About the same</u> amount of feedback as in the required writing course.
<u>16</u>	<u>54</u>	c. <u>Somewhat less</u> feedback than in the required writing course.
<u>64</u>	<u>*</u>	d. <u>Much less</u> feedback than in the required writing course.
<u>24</u>	<u>*</u>	e. <u>Almost no</u> feedback.
	<u>75</u>	f. Don't know.
	<u>11</u>	g. No answer.

**Not asked in 2001 Survey Questionnaire*

VI. TECHNOLOGY

40. Does the law school provide legal writing faculty with technological resources such as Westlaw, LEXIS, access to the Internet, and word processing?

2000 2001

<u>133</u>	<u>136</u>	a. Yes.
<u>3</u>	<u>1</u>	b. No.

41. If the law school does provide legal writing faculty with computer technology, how do the resources compare with those of other faculty?

2000 2001

<u>6</u>	<u>8</u>	a. The resources are <u>better</u> than those of other faculty.
<u>120</u>	<u>120</u>	b. The resources are <u>comparable</u> to those of other faculty.
<u>6</u>	<u>9</u>	c. The resources are <u>less</u> than those of other faculty.

42. Does the LRW program have a Web page?

2000 2001

<u>34</u>	<u>48</u>	a. Yes.
	<u>11</u>	b. The URL's for LRW Faculty are:
<u>101</u>	<u>94</u>	c. No.

43. Which of the following technologies do you and your LRW faculty use in your program and how effective is each technology, rated on a scale of 1 to 5, with 1 being not effective and 5 being very effective:

<u>2001</u>	ALL	MOST	SOME	NEVER	RATING 1 to 5
a. E-mail listserv for students	54	22	36	13	(average) 3.47 (min 1; max 5) 2000 Survey: <i>(average) 3.8 (min 1; max 5)</i>
b. Smart classroom	13	9	37	43	(average) 2.35 (min 1; max 5) 2000 Survey: <i>(average) 3.8 (min 1; max 5)</i>
c. On-line edits	1	0	33	61	(average) 1.82 (min 1; max 5) 2000 Survey: <i>(average) 3.3 (min 1; max 5)</i>
d. Course web page	27	6	27	49	(average) 2.14 (min 1; max 5) 2000 Survey: <i>(average) 2.9 (min 1; max 5)</i>
e. TWEN, blackboard, etc.	18	8	24	53	(average) 3.00 (min 1; max 5) 2000 Survey: <i>(average) 3.8 (min 1; max 5)</i>

VII. DIRECTORS

(If your program does not have a director, please answer Question #44 and skip to Question #65.)

44. Does your program have a director (a person with direct responsibility for the design, implementation, and supervision of your law school's writing program)?

2000 **2001**

115 120

19 17

1 3

- a. Yes.
- b. No. (If your program does not have a director, skip to Question #65.)
- c. No answer.

45. If your program has a director, which of these choices best describes the director?

2000 **2001**

24 22

10 16

48 47

11 9

9 4

16 9
15

- a. A tenured faculty member whose primary responsibility is directing the legal writing program.
- b. An untenured faculty member on a tenure track whose primary responsibility is directing the legal writing program.
- c. A faculty member not on a tenure track whose primary responsibility is directing the legal writing program.
- d. A faculty member or administrator whose primary responsibility is not the first-year legal writing program.
- e. An administrator whose primary responsibility is directing the legal writing program.
- f. A faculty member with clinical tenure or on clinical tenure track.
- g. Other.

46. Does your program have an associate or assistant director?

2000 **2001**

25 18

92 98

- a. Yes. Annual salary of **(average) \$37,753*** (min \$20,000; max \$47,260)
2000 Survey: (average) \$51,965 (min \$31,300; max \$95,000)

b. No.

*Note: Average is based on only 3 responses.

47. If the director is not tenured or tenure track, how long is the term of the contract for the current academic year?

NOTE: Because of a technical problem with the construction of the Survey, there are no reliable results for 2001. This question is being redesigned for 2002.

2000 **2001**

27 ✗

1 ✗

16 ✗

20 ✗

2 7

18 22

- a. Number of years: 1 year
2 years
3 years
> 3 years
- b. The contractual terms have never been specifically set out.
- c. Not applicable or unknown.

48. What faculty title does the director have in official law school materials (publications, catalogues, signs, etc.)? *Please mark all that apply.*

2000 **2001**

55 63
6 12
4 3
8 16

11 9
4 5
60 65
2 5
9 5

- a. Professor, associate professor, or assistant professor.
- b. Professor, associate professor, or assistant professor of legal writing.
- c. Visiting professor or visiting professor of legal writing.
- d. Clinical professor, clinical associate professor, or clinical assistant professor.
- e. Lecturer or senior lecturer.
- f. Instructor.
- g. Director
- h. Assistant or Associate Dean.
- i. Other.

49. What is the current annual base salary of the director (if any)? (Base salary is the salary for academic year 2000-01, including any additional stipend for the administrative workload but excluding payments for other work.)

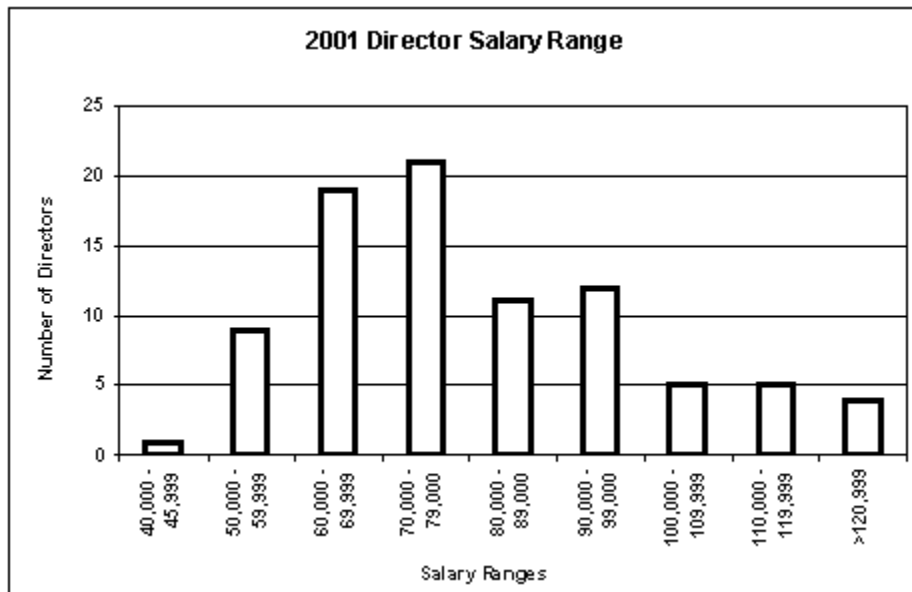
2000 **2001**

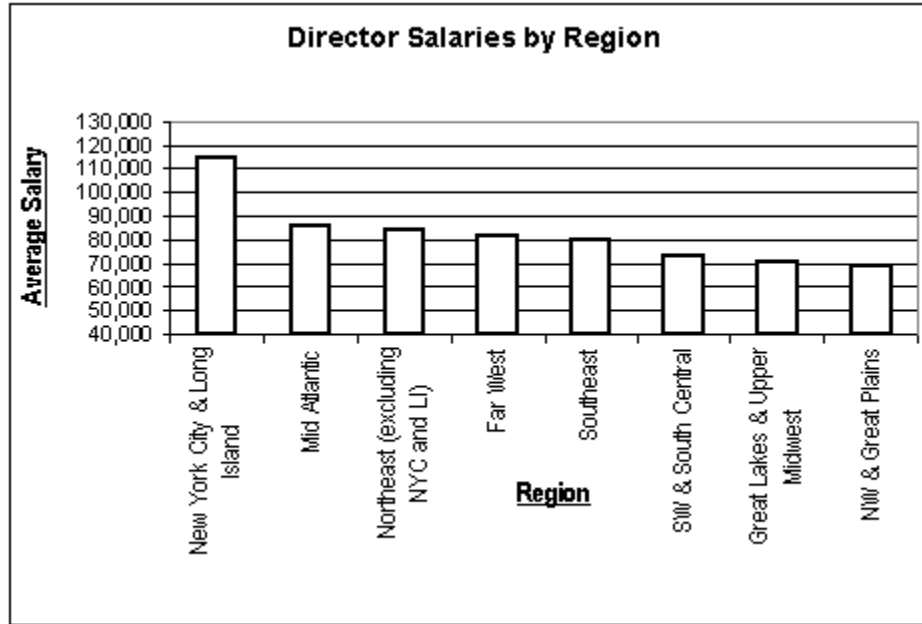
50 42

56 51

4 8

- a. If the salary is based on a 12-month period (*Note: Salary for a 12-month calendar contract period, not for a 12-month payment period.*):
(average) \$81,636 (min \$54,118; max \$130,000)
2000 Survey: (average) \$77,053 (min \$20,000; max \$130,000)
- b. If the salary is based on a 9- or 10-month period:
(average) \$77,210 (min \$45,000; max \$136,100)
2000 Survey: (average) \$74,697 (min \$36,470; max \$130,000)
2001 Survey Combined 12-month & <12 month salaries: (average) \$79,209 (min \$45,100; max \$136,100)
2000 Survey Combined 12 months & <12 months salaries: (average) \$75,806 (min \$20,000; max \$130,000)
- c. N/A.





Question #6 by Question #49

Director Salary by Region

Geography	2001			2000
	Average	Minimum	Maximum	Average
New York City & Long Island	105,500	104,000	107,000	124,333
Mid Atlantic	86,735	60,000	123,000	87,036
Northeast (excluding NYC and LI)	87,583	60,000	130,000	83,179
Far West	78,693	55,000	105,000	71,609
Southeast	79,708	54,000	115,000	69,615
SW & South Central	72,271	50,000	111,000	68,746
Midwest	72,850	45,100	99,000	71,552
NW & Great Plains	59,544	50,000	65,000	65,917

Question #7 by Question #49

Director Salary by Geographical Setting

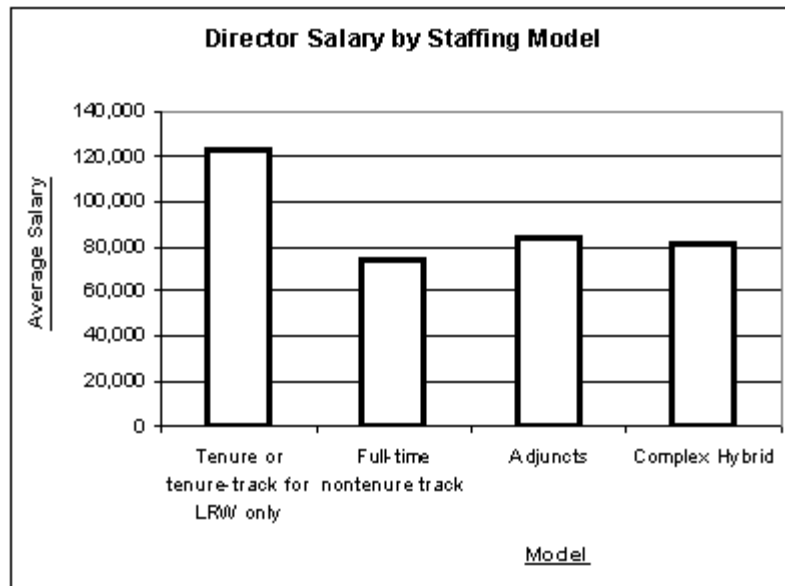
Geography	2001			2000
	Average	Minimum	Maximum	Average
Urban	80,970	50,000	136,100	76,387
Suburban	76,683	45,100	110,000	82,161
Rural	72,750	70,000	76,000	48,354

Question #9 by Question #49

Director Salary by School Size				
Size of School	2001			2000
	Average	Minimum	Maximum	Average
<100 Students	61,000	52,000	75,000	51,083
101 to 150 Students	74,077	50,000	106,000	68,631
151 to 200 Students	80,573	58,700	116,375	74,030
201 to 250 Students	75,039	45,100	105,000	72,417
251 to 300 Students	79,472	54,118	111,000	76,042
>300 Students	89,773	55,000	136,100	85,895

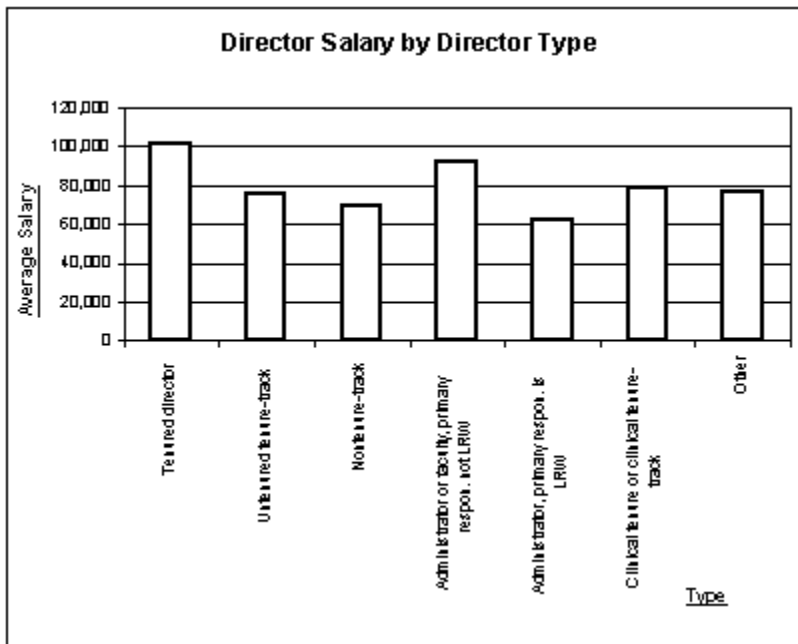
Question #3 by Question #49

2001 Directors' Years Since J.D.					
# of Responses	Range of Time	2001			2000
		Average	Minimum	Maximum	Average
1	5 years	70,000	70,000	70,000	73,000
9	10 years	73,178	55,000	92,000	60,123
30	15 years	75,330	45,100	110,000	69,587
24	20 years	76,633	54,000	123,000	69,021
19	25 years	87,018	50,000	136,100	88,819
6	> 25 years	99,500	75,000	130,000	103,375



Question #10 by Question #49

Director Salary by Staffing Model				
Model	2001			2000
	Average	Minimum	Maximum	Average
Tenure or tenure-track for LRW only	122,500	115,000	130,000	111,500
Full-time nontenure track	73,384	45,100	123,000	70,601
Adjuncts	83,996	54,118	136,100	79,916
Complex Hybrid	81,506	50,000	136,100	78,164



Question #45 by Question #49

Director Salary by Director Type				
	2001			2000
	Average	Minimum	Maximum	Average
Tenured primary respon. is LRW:	102,138	60,000	130,000	95,476
Untenured tenure-track primary respon. is LRW:	75,883	52,000	95,000	75,640
Nontenure-track	69,436	45,100	96,000	62,255
Administrator or faculty, primary respon. not LRW:	92,200	72,000	111,000	94,688
Administrator, primary respon. is LRW:	62,667	60,000	65,000	64,188
Clinical tenure or clinical tenure-track	78,690	68,640	92,000	n/a
Other:	77,386	54,000	110,000	80,923

50. What personnel benefits does the director receive?

2000 **2001**

<u>100</u>	<u>105</u>
<u>8</u>	<u>13</u>
<u>11</u>	<u>13</u>
<u>6</u>	<u>0</u>
<u>10</u>	<u>11</u>
<u>1</u>	<u>1</u>
<u>2</u>	<u>1</u>

- a. The same benefits as tenure-track faculty.
- b. The same benefits as non-tenure-track faculty.

If the answer is not a or b, please mark all of the benefits below that apply.

- c. Health insurance and related benefits.
- d. Life insurance.
- e. Contributions to retirement.
- f. Other
- g. None.

51. Past surveys have found a discrepancy between salaries paid required tenure-track faculty and LRW directors. You may wish to inquire to determine the situation at your law school. Please provide us with your best estimate of the difference between the current annual base salary of the director and the annual base salary of an entry-level tenure-track faculty member at your law school?

NOTE: Because of a technical problem with the construction of the Survey, there are no reliable results for 2001. This question is being redesigned for 2002.

2000 **2001**

<u>32</u>	<u>✗</u>
<u>17</u>	<u>✗</u>
<u>40</u>	<u>✗</u>
<u>20</u>	<u>✗</u>
<u>3</u>	<u>✗</u>

- a. The director earns **(average) \$ (min \$; max \$) more** than the new tenure-track faculty member. _____
2000 Survey: (average) \$25,207 (min \$4,000; max \$65,000)
- b. The director earns roughly the **same** as the new tenure-track faculty member.
- c. The director earns **(average) \$ (min \$; max \$) less** than the new tenure-track faculty member.
2000 Survey: (average) \$18,057 (min \$3,000; max \$60,000)
- d. Don't know.
- e. N/A.

52. What is your best estimate of the difference between the annual base salary of the director and the annual base salary of an entry-level clinician at your law school?

2000 **2001**

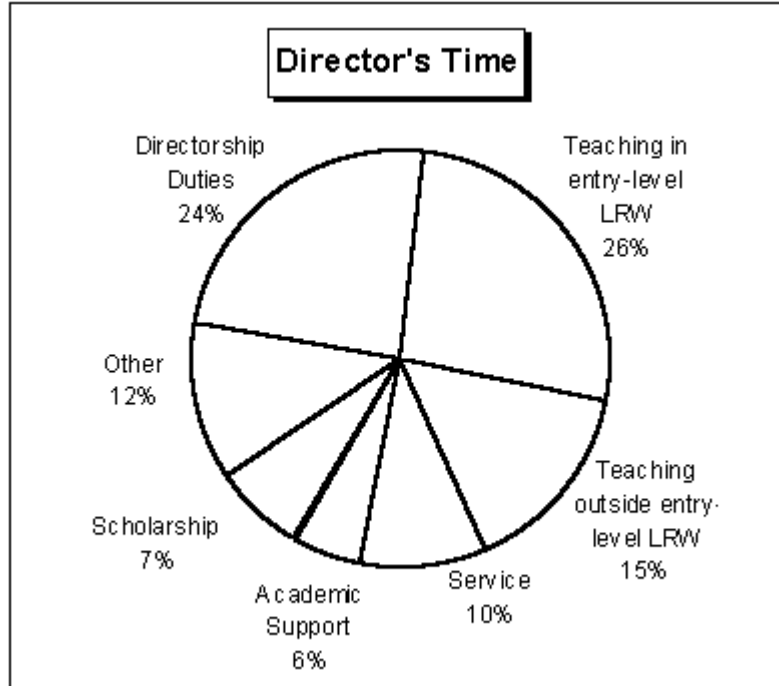
<u>34</u>	<u>25</u>
<u>15</u>	<u>10</u>
<u>12</u>	<u>6</u>
<u>8</u>	<u>15</u>
<u>12</u>	<u>14</u>
<u>32</u>	<u>39</u>
	<u>34</u>

- a. The director earns approximately **(average) \$24,591 (min \$5,000; max \$50,000) more** than the new clinician.
2000 Survey: (average) \$25,367 (min \$4,000; max \$45,000)
- b. The director earns roughly the **same** as the new clinician.
- c. The director earns approximately **(average) \$12,000 (min \$5,000; max \$20,000) less** than the new clinician.
2000 Survey: (average) \$16,000 (min \$7,000; max \$30,000)
- d. Clinicians are paid tenure-track salaries.
- e. No clinicians at my school.
- f. Don't know.
- g. No answer.

53. For the 2000-01 academic year, please indicate the percentage of time the director devoted to the following activities: *NOTE: Averages do not include responses of zero. Thus, the total percentages exceed 100% (152%). The pie chart has converted these percentages to a base of 100.*

2000 **2001**

- | | |
|-----------------------|---|
| <u>118</u> <u>119</u> | a. Directorship duties, such as administering, training LRW faculty members, (but excluding teaching in the required program):
(average) 31% (min 5%; max 85%).
<i>2000 Survey: (average) 30% (min 5%; max 100%)</i> |
| <u>118</u> <u>113</u> | b. Teaching students in the required program:
(average) 34% (min 0%; max 100%).
<i>2000 Survey: (average) 37% (min 5%; max 90%)</i> |
| <u>117</u> <u>77</u> | c. Teaching outside the required program: (average) 18% (min 0%; max 60%).
<i>2000 Survey: (average) 25% (min 3%; max 75%)</i> |
| <u>117</u> <u>110</u> | d. Service to the law school (Such as committee work, coaching moot court teams, advising law review.): (average) 12% (min 0%; max 70%).
<i>2000 Survey: (average) 11% (min 2%; max 50%)</i> |
| <u>117</u> <u>51</u> | e. Academic Support: (average) 8% (min 0%; max 50%).
<i>2000 Survey: (average) 12% (min 2%; max 45%)</i> |
| <u>116</u> <u>75</u> | f. Scholarship: (average) 9% (min 0%; max 50%).
<i>2000 Survey: (average) 12% (min 1%; max 50%)</i> |
| <u>117</u> <u>34</u> | g. Other activities: (average) 15% (min 0%; max 60%).
<i>2000 Survey: (average) 25% (min 3%; max 95%)</i> |



54. During the 2000-01 academic year, please indicate the director's workload in the required program by filling in the chart below. *Averages do not include zero responses.*

FALL SEMESTER <u>2001</u>	SPRING SEMESTER <u>2001</u>	
<u>(average) 32</u> (min 9 ; max 97)	<u>(average) 32</u> (min 10; max 97)	a. Number of students* in the required program: *Some respondents appear to have given the total number of students in the required program, not the director's workload of students. 2000 Survey - Fall: <u>(average) 34</u> (min 11; max 96) 2000 Survey - Spring: <u>(average) 33</u> (min 9; max 96)
<u>(average) 2.93</u> (min 1; max 9)	<u>(average) 2.88</u> (min 1; max 9)	b. In-class hours of teaching each week: 2000 Survey: <u>(average) 3</u> (min 1; max 9) 2000 Survey - Spring: <u>(average) 3</u> (min 1; max 9)
<u>(average) 3.12</u> (min 1; max 10)	<u>(average) 2.84</u> (min 1; max 8)	c. Number of major assignments (final product of ≥ 5 pages): 2000 Survey - Fall: <u>(average) 3</u> (min 1; max 6) 2000 Survey - Spring: <u>(average) 3</u> (min 1; max 11)
<u>(average) 4.42</u> (min 1 max 30)	<u>(average) 3.32</u> (min 1 max 15)	d. Number of minor assignments (final product of < 5 pages): 2000 Survey - Fall: <u>(average) 4</u> (min 1; max 24) 2000 Survey - Spring: <u>(average) 3</u> (min 1; max 15)
<u>(average) 983</u> (min 100; max 2590)	<u>(average) 1120</u> (min 100; max 3040)	e. Total number of pages of student work read per term (# of students x (pages for c+d) = e): 2000 Survey - Fall: <u>(average) 1111</u> (min 35; max 3380) 2000 Survey - Spring: <u>(average) 1154</u> (min 44; max 3400)
<u>(average) 38</u> (min 3; max 200*)	<u>(average) 36</u> (min 50 ; max 200*)	f. Total hours in conference required or strongly recommended (# of students x hrs of conference): Fall 2000 Survey: <u>(average) 35</u> (min 1; max 90) Spring 2000 Survey: <u>(average) 44</u> (min 8; max 90)

*Maximum values may have been improperly reported.

55. Did the director teach courses other than required writing courses in 2000-01?

<u>2000</u>	<u>2001</u>
<u>7</u>	<u>6</u>
<u>70</u>	<u>65</u>
<u>33</u>	<u>48</u>
<u>1</u>	<u>24</u>

- a. Yes, only academic support.
- b. Yes, courses other than academic support.
- c. No.
- d. N/A.

56. If the director taught courses in 2000-01 other than required writing courses –
- | | | |
|-------------|-------------|---|
| 2000 | 2001 | |
| <u>79</u> | <u>69</u> | a. How many courses did the director teach? (average) 1.91 (min 1; max 8)
2000 Survey: <i>(average) 1.84 (min 1; max 5)</i> |
| <u>44</u> | <u>65</u> | b. How many of those courses were courses on legal writing, drafting, or oral advocacy? (average) 1.62 (min 1; max 6)
2000 Survey: <i>(average) 1.39 (min 1; max 3)</i> |
| <u>57</u> | <u>*</u> | c. How many of those courses were courses on subjects <u>other than</u> legal writing, drafting, or oral advocacy? (average) * (min *; max *)
2000 Survey: <i>(average) 1.47 (min 1; max 3)</i> |
| <u>57</u> | <u>49</u> | d. What were the subject areas of the non-writing courses?
2001 Survey: various
2000 Survey: <i>various</i> |
| <u>73</u> | <u>63</u> | e. How many total credit hours for other than entry-level courses?
(average) 5.29 (min 1; max 16)
2000 Survey: <i>(average) 4.6 (min 1; max 16)</i> |
| <u>80</u> | <u>70</u> | f. Did the director receive additional compensation? Yes: 14 No: 56
2000 Survey: <i>Yes: 15 No: 65</i> |
| <u>14</u> | <u>7</u> | g. How much additional compensation? (average) \$8,250 (min \$3,000; max \$17,000)
2000 Survey: <i>(average) \$7,046** (min \$2,000; max \$17,000)</i> |
- * Questionable data for 56.c.
** Note: Responses > \$20,000 excluded from average.

57. How many people does the director supervise and what are their genders? (Note: Full-time professionals includes LRW faculty, writing specialists, academic support personnel, etc.)

	a. Full-time professionals		b. Part-time* professionals not enrolled in the law school		c. Adjuncts		d. Law School Graduate Students		e. Teaching or Research Assistants	
	2000	2001	2000	2001	2000	2001	2000	2001	2000	2001
Responses:	75	87	16	24	50	60	7	8	66	69
# of Females:	231	264	42	36	399	458	46	27	563	668
Average:	3.1	3.03	2.6	1.5	8.0	7.63	6.6	3.38	8.5	9.68
Responses:	66	72	8	12	48	51	7	4	58	63
# of Males:	108	123	13	20	347	357	33	20	393	458
Average:	1.6	1.71	1.6	1.67	7.2	7	4.7	5	6.8	7.27

58. Does the director participate in the following activities either as part of core job responsibilities or as an additional activity with additional compensation? (Please check all that apply and fill in the approximate amount of additional compensation.)

NOTE: Because of a technical problem with the construction of the Survey, there are no reliable results for the averages/minimum/maximum for 58.b. through i. for 2001. This question is being redesigned for 2002.

Core Job Responsibility		Additional Activity		Additional Compensation	Activity
2000	2001	2000	2001	2001	
6	13	13	21	(average) \$250 (min \$0 ; max \$3,500) 2000 Survey: (average) \$0 (min \$0; max \$0)	a. Coach in-house Moot Court teams
14	12	15	21	(average) \$ (min \$; max \$) 2000 Survey: (average) \$0 (min \$0; max \$0)	b. Coach outside Moot Court teams
2	2	6	8	(average) \$ (min \$; max \$) 2000 Survey: (average) \$0 (min \$0; max \$0)	c. Coach outside negotiation & counseling teams
35	45	30	27	(average) \$ (min \$; max \$) 2000 Survey: (average) \$0 (min \$0; max \$0)	d. Faculty advisor to students
55	59	32	31	(average) \$ (min \$0; max \$) 2000 Survey: (average) \$342 (min \$0; max \$10,000)	e. First-year orientation
16	17	17	18	(average) \$ (min \$; max \$) 2000 Survey: (average) \$269 (min \$0; max \$3,500)	f. Academic support
6	9	10	14	(average) \$ (min \$; max \$) 2000 Survey: (average) \$0 (min \$0; max \$0)	g. Law Review advisor
6	7	2	5	(average) \$ (min \$; max \$) 2000 Survey: (average) \$0 (min \$0; max \$0)	h. Writing Center
7	23	10	9	(average) \$ (min \$; max \$) 2000 Survey: (average) \$750 (min \$0; max \$3,000)	i. Other activities.

59. Does the director serve on faculty committees?

2000	2001
<u>99</u>	<u>107*</u>
<u>11</u>	<u> *</u>
<u> 9</u>	<u> 0</u>
<u> 0</u>	<u> 36</u>
<u> 50</u>	<u> 45</u>
<u> 23</u>	<u> 20</u>

- a. Yes, as a voting member. (* Includes "voting" and "non-voting" responses.)
- b. Yes, as a non-voting member.
- c. No.
- d. No answer.
- e. Which committee(s)? (Please check all that apply.)
Curriculum Committee
LRW Committee

<u>16</u>	<u>10</u>	Moot Court Committee
<u>3</u>	<u>5</u>	Clerkship Committee
<u>13</u>	<u>11</u>	Library Committee
<u>15</u>	<u>14</u>	Appointments Committee
<u>20</u>	<u>25</u>	Admissions Committee
<u>55</u>	<u>71</u>	Other

60. If the director is not on tenure track, may the director attend faculty meetings?

2000 **2001**

<u>8</u>	<u>14</u>
<u>33</u>	<u>26</u>
<u>30</u>	<u>28</u>
<u>4</u>	<u>1</u>
<u>10</u>	<u>74</u>

- a. Yes, as a voting member on all matters.
- b. Yes, as a voting member on all matters except hiring, promotion, or tenure.
- c. Yes, as a non-voting member.
- d. No.
- e. N/A.

61. May a clinician who is not on tenure track attend faculty meetings?

2000 **2001**

<u>8</u>	<u>13</u>
<u>37</u>	<u>34</u>
<u>28</u>	<u>33</u>
<u>7</u>	<u>2</u>
<u>24</u>	<u>61</u>

- a. Yes, as a voting member on all matters.
- b. Yes, as a voting member on all matters except hiring, promotion, or tenure.
- c. Yes, as a non-voting member.
- d. No.
- e. N/A.

62. Does the director have an obligation to produce written scholarship?

	a. Is the director on tenure track?		b. Is the director. . .			c. Is the scholarship of the same quality and quantity as tenure-track faculty?		
	Yes	No	required to produce scholarship?	expected to produce scholarship?	neither required nor expected to produce scholarship?	Yes	No	Not specified
2001	48	66	40	24	50	48	11	21
2000	41	71	38	24	54	46	12	21

63. Is the hiring process for the director the same as the process for tenure-track faculty?

2000 **2001**

<u>37</u>	<u>43</u>
<u>1</u>	<u>3</u>
<u>34</u>	<u>24</u>
<u>37</u>	<u>37</u>
<u>4</u>	<u>9</u>

- a. Yes, because the director is tenure track.
- b. No, although the director is tenure track.
- c. Yes, although the director is not tenure track.
- d. No, there is a different process.
- e. Other.

64. Is the director eligible for leave? *Please mark all that apply.*

2000	2001
<u>46</u>	<u>48</u>
<u>15</u>	<u>16</u>
<u>28</u>	<u>31</u>
<u>18</u>	<u>25</u>
<u>9</u>	<u>11</u>
<u>12</u>	<u>*</u>

- a. Paid sabbaticals.
- b. Unpaid sabbaticals.
- c. Leave.
- d. Reduced load.
- e. Other.
- f. No.

**Not asked in 2001 Survey.*

VIII. FULL-TIME LEGAL WRITING FACULTY MEMBERS (excluding directors)

65. What is the employment status of the full-time LRW faculty members in your program?

2000 **2001**

<u>16</u>	<u>15</u>
<u>*</u>	<u>7</u>
<u>29</u>	<u>34</u>
<u>21</u>	<u>15</u>
<u>57</u>	<u>56</u>
<u>20</u>	<u>**</u>

- a. Tenured or tenure-track.
- b. ABA Standard 405(c) status.
- c. Contracts of ≥ 3 years in length.
- d. Contract of 2 years in length.
- e. Contracts of 1 year in length.
- f. A combination of some of the above.

*Not asked in 2000 Survey.

**Not asked in 2001 Survey.

66. If the LRW faculty members are on contracts, is there a limit to the total number of years the writing teacher may teach at the law school? (Is the position "capped"?)

2000 **2001**

<u>79</u>	<u>85</u>
<u>11</u>	<u>7</u>
<u>2</u>	<u>0</u>

- a. No, there is no limit.
- b. Yes, the limit is **(average) 4.57 (min 2; max 7)** years.
2000 Survey: (average) 4 (min 2; max 7)
- c. Other.

67. If your program is "uncapped," what are the lengths of typical contract terms?

	a. First term is	b. Second term is	c. Third term is	d. Fourth term is
2001	(average) 1.19 (min 1; max 3) yrs	(average) 1.54 (min 1; max 7) yrs	(average) 1.90 (min 1; max 7) yrs	(average) 2.21 max 1; max 7) yrs
2000	<i>(average) 1.22</i> (min 1; max 3)	<i>(average) 1.52</i> (min 1; max 7)	<i>(average) 1.85</i> (min 0; max 7)	<i>(average) 2.11</i> (min 0; max 7)

68. What faculty title do the LRW faculty members have in official materials (publications, catalogues, signs, etc.) at your law school? *Please circle all that apply.*

2000 **2001**

<u>26</u>	<u>23</u>
<u>23</u>	<u>21</u>
<u>3</u>	<u>5</u>
<u>6</u>	<u>8</u>
<u>17</u>	<u>16</u>
<u>37</u>	<u>35</u>
<u>2</u>	<u>0</u>
<u>11</u>	<u>16</u>

- a. Professor, associate professor, or assistant professor.
- b. Professor, associate professor, or assistant professor of legal writing.
- c. Visiting professor or visiting professor of legal writing.
- d. Clinical professor, clinical associate professor, or clinical assistant professor.
- e. Lecturer or senior lecturer.
- f. Instructor.
- g. Assistant or Associate Dean.
- h. Other.

69. What is the size and location of LRW offices? *Please circle all that apply.*
NOTE: Because of a technical problem with the construction of the Survey, there are no reliable results for 2001. This question is being redesigned for 2002.

2000	2001	
<u>67</u>	<u>✗</u>	a. <u>Comparable</u> to most non-writing faculty offices.
<u>35</u>	<u>✗</u>	b. <u>Smaller</u> than most non-writing faculty offices.
<u>5</u>	<u>✗</u>	c. <u>More desirable</u> location than most non-writing faculty offices.
<u>31</u>	<u>✗</u>	d. <u>Less desirable</u> location than most non-writing faculty offices.
<u>43</u>	<u>✗</u>	e. Offices are <u>integrated</u> among most non-writing faculty offices.
<u>33</u>	<u>✗</u>	f. Offices are <u>segregated</u> from most non-writing faculty offices.

70. Are there written standards or criteria for evaluating LRW faculty for retention and promotion?

2000	2001	
<u>18</u>	<u>13</u>	a. Yes, the <u>same standard</u> as for all faculty.
<u>15</u>	<u>13</u>	b. Yes, <u>specific standards</u> for LRW faculty, but they are very <u>similar</u> to those for tenure-track faculty.
<u>26</u>	<u>23</u>	c. Yes, <u>specific standards</u> for LRW faculty only, substantially <u>different</u> from those for tenure-track faculty.
<u>17</u>	<u>20</u>	d. Standards are in development.
<u>25</u>	<u>33</u>	e. No.

71. Please indicate the number and gender of new full-time LRW faculty hired during the past five academic years. *Note: Zeros are excluded from averages.*

NOTE: Because of a technical problem with the construction of the Survey, there are no reliable results for 2001. This question is being redesigned for 2002.

	1996-1997	1997-1998	1998-1999	1999-2000	2000-2001
Responses:	62	57	72	84	✗
# of Females:	42	34	40	51	✗
Average:	1.5 (min 0; max 3)	1.7 (min 0; max 7)	1.8 (min 0; max 7)	1.6 (min 0; max 6)	(min ; max)
Responses:	33	43	40	42	✗
# of Males:	20	25	29	26	✗
Average:	1.7 (min 0; max 5)	1.7 (min 0; max 4)	1.4 (min 0; max 4)	1.6 (min 0; max 5)	(min ; max)

2000 Survey: Females Males
 Grand Total: 303 182

72. If you hired new full-time LRW faculty in the current academic year, what forms of advertising did you use? *Please mark all forms that apply.*

2000 **2001**

35	49
26	23
9	10
11	10
34	44
22	27
12	14
5	*

- a. Legwri-L or Dircon listservs.
- b. AALS registry.
- c. *Chronicle of Higher Education*.
- d. Periodicals with national circulation.
- e. Periodicals with local circulation.
- f. Law School Placement Office.
- g. Other.
- h. None.

**Not asked in 2001 Survey.*

73. Who has formal, primary responsibility for hiring members of the legal writing faculty?

2000 **2001**

6	3
20	19
20	16
7	9
5	3
10	9
5	7
1	1
0	0
16	15
0	0
2	6
15	11
3	0

- a. A dean.
- b. A dean upon the recommendation of the legal writing director.
- c. A dean upon the recommendation of a faculty committee comprised entirely or almost entirely of members of the non-writing faculty.
- d. A dean upon the recommendation of a faculty committee comprised entirely or almost entirely of members of the legal writing faculty.
- e. A faculty committee comprised entirely or almost entirely of members of non-writing faculty.
- f. The faculty as a whole.
- g. The legal writing director.
- h. A committee comprised entirely or almost entirely of members of the legal writing faculty.
- i. The faculty as a whole upon the recommendation of the dean.
- j. The faculty as a whole upon the recommendation of a faculty committee comprised entirely or almost entirely of members of the non-writing faculty.
- k. The faculty as a whole upon the recommendation of the legal writing director.
- l. The faculty as a whole upon the recommendation of a committee composed entirely or almost entirely of members of the non-writing faculty.
- m. Other.
- n. N/A.

74. For the current academic year, what would your entry-level annual salary be for a newly hired LRW faculty member?

NOTE: Because of a technical problem with the construction of the Survey, there are no reliable results for 2001. This question is being redesigned for 2002. We have used the data from Question 75 for analyzing LRW faculty salaries.

2000 **2001**

12	✗
----	---

- a. I would not hire a person without teaching experience.
- b. **(average) \$ (min; max \$)** for a person without prior teaching experience.
2000 Survey: (average) \$40,325 (min \$26,000; max \$65,000)
- c. **(average) \$ (min \$; max \$)** for a person with 1-3 years prior teaching experience.
2000 Survey: (average) \$42,300 (min \$26,000; max \$65,000)
- d. **(average) \$ (min \$; max \$)** for a person with >3 years prior teaching experience.
2000 Survey: (average) \$43,852 (min \$26,000; max \$67,000)

1999 Survey: \$42,130 for 12 months (min \$29,000; max \$78,500)
 1999 Survey: \$38,738 for <12 months (min \$20,000; max \$68,000)

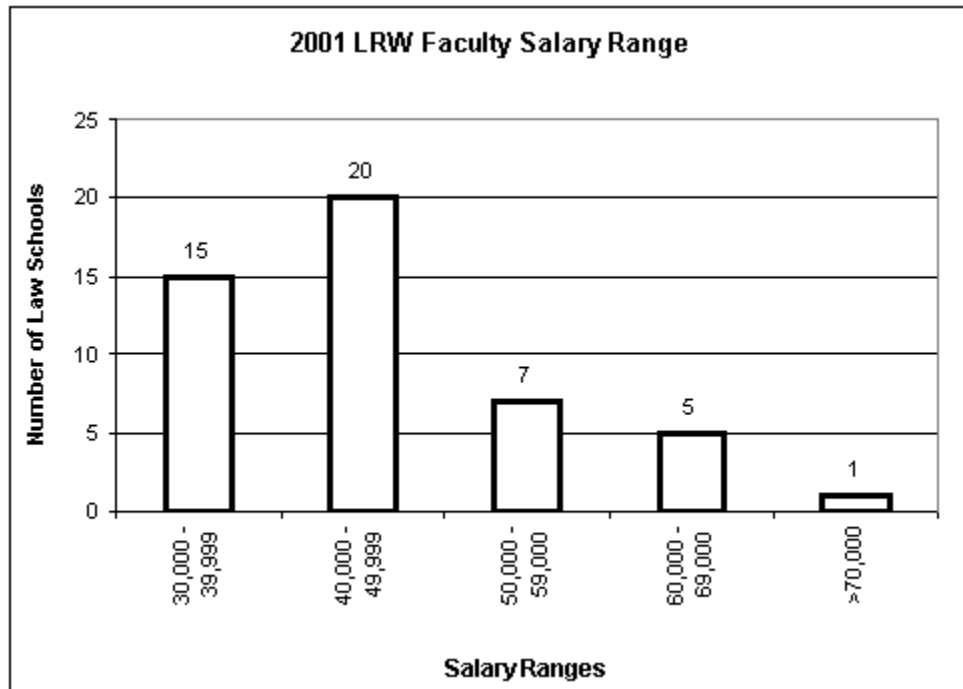
75. What is the base salary range for current full-time LRW faculty members (excluding the director) in your program? *NOTE: Salaries reported as >\$100,000 excluded from averages.*

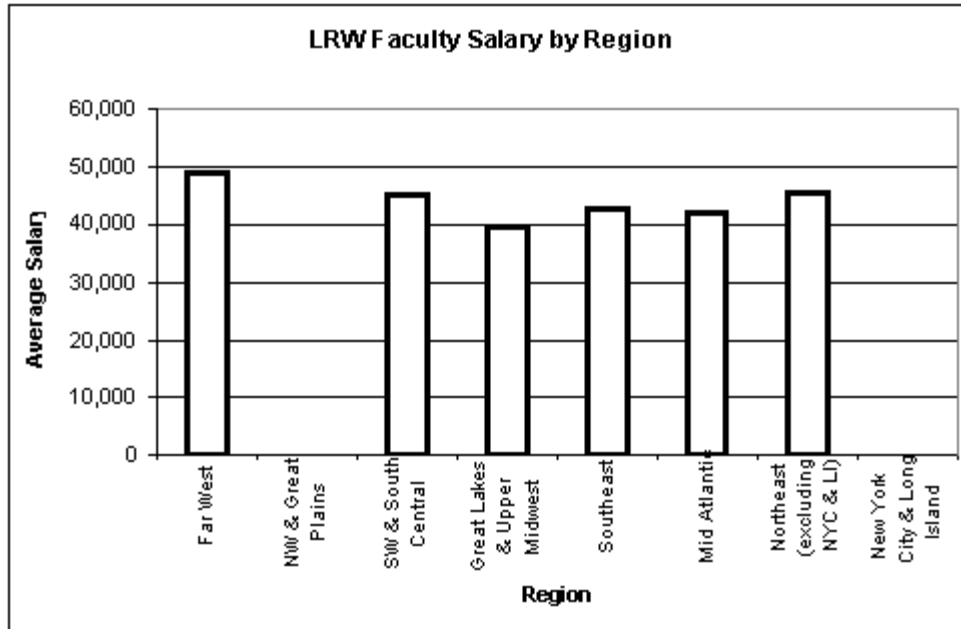
2000 2001
83 95

a. From **(average lowest) \$44,011 (min \$30,000; max \$80,000)** to **(average highest) \$53,012 (min \$32,000; max \$130,000)**.
2000 Survey: (average lowest) \$42,202 (min \$26,000; max \$80,000) to (average highest) \$49,261 (min \$26,000; max \$90,000)

8 13

b. Don't know.





Question #6 by Question #75

2001 LRW Faculty Salary by Region				
Region	2001			2000
	Average	Minimum	Maximum	Average
Far West	48,894	34,500	80,000	41,583
NW & Great Plains	N/A	N/A	N/A	N/A
SW & South Central	45,326	35,000	64,000	39,660
Great Lakes & Upper Midwest	39,500	30,000	50,000	36,857
Southeast	42,429	34,000	50,000	39,778
Mid Atlantic	42,000	33,000	50,000	42,500
Northeast (excluding NYC & LI)	45,500	33,000	65,000	39,667
New York City & Long Island	N/A	N/A	N/A	54,000

**Note: 2000 Salary was for entry-level salary, not current average low range salary as reported for 2001.*

Question #7 by Question #75

LRW Faculty Salary by Setting				
Geography	2001			2000
	Average	Minimum	Maximum	Average
Urban	45,610	30,000	65,000	40,327
Suburban	43,000	33,000	80,000	41,750
Rural	39,375	34,000	43,500	39,100

**Note: 2000 Salary was for entry-level salary, not current average low range salary as reported for 2001.*

Question #10 by Question #75

LRW Faculty Salary by Staffing Model				
2001				2000
Model	Average	Minimum	Maximum	Average
Tenure or tenure-track for LRW	58,333	50,000	65,000	35,000
Tenure or tenure-track for LRW and other	34,000	34,000	34,000	41,500
Full-time nontenure-track	42,433	30,000	80,000	39,337
Complex Hybrid	47,800	38,000	60,000	45,000

*Note: 2000 Salary was for entry-level salary, not current average low range salary as reported for 2001.

Question #45 by Question #75 (Lowest Average)

LRW Faculty Salary by Director Type				
2001				2000
Director Type	Average	Minimum	Maximum	Average
Tenured director	52,167	43,000	65,000	44,160
Tenure-track director	41,481	40,000	44,444	41,727
Nontenure-track director	41,167	33,000	55,000	37,000
Primary resp. not LRW	39,130	35,000	43,260	33,200
Administrator whose primary respon. is LRW	33,000	33,000	33,000	40,250
Clinical tenure or clinical tenure track	42,667	38,000	50,000	N/A
Other	41,333	34,000	50,000	40,250

*Note: 2000 Salary was for entry-level salary, not current average low range salary as reported for 2001.

76. Is the LRW faculty member eligible for summer research grants?

2000 **2001**

 55 52

a. Yes. If so, how much is the typical grant? **(average) \$6,435 (min \$1,500; max \$12,000)**

2000 Survey: (average) \$6,030 (min \$1,500; max \$12,000)

 33 34

b. No.

 8 6

c. Our school does not generally provide summer research grants to faculty.

 5 7

d. Do not know.

 2 0

e. N/A.

77. If you answered "Yes" to the prior question, what method does your school use to determine amounts of summer research grants?

2000 **2001**

 47 45

a. Flat amount.

 3 3

b. Percentage of school-year salary.

 5 6

c. Other.

78. If you answered "Yes" to Question 76, how do the summer research grants to LRW faculty compare in dollars to summer grants awarded to doctrinal faculty?

2000 **2001**

<u>35</u>	<u>35</u>
<u>3</u>	<u>0</u>
<u>10</u>	<u>11</u>
<u>7</u>	<u>6</u>

- a. Research grants are equal.
- b. Research grants are greater.
- c. Research grants are less.
- d. Don't know.

79. Is the LRW faculty member eligible to receive developmental funding in the current academic year (to attend conferences, buy books, etc.)?

2000 **2001**

<u>89</u>	<u>89</u>
<u>8</u>	<u>7</u>
<u>4</u>	<u>1</u>

- a. Yes. In the 2000-01 year, it was **(average) \$1,763 (min \$100; max \$8,775)**
2000 Survey: (average) \$1,981 (min \$350; max \$4,500)
- b. No.
- c. N/A.

80. Does the LRW faculty member receive funding to hire student research assistants (exclusive of teaching student assistants)?

2000 **2001**

<u>57</u>	<u>61</u>
<u>15</u>	<u>12</u>
<u>26</u>	<u>27</u>
<u>3</u>	<u>0</u>

- a. Yes, sufficient funding for all reasonable requests.
- b. Yes, annually about **(average) \$2,335 (min \$500; max \$4,000)**
2000 Survey: (average) \$2,356 (min \$1,000; max \$4,000)
- c. No.
- d. N/A.

81. Do the LRW faculty have the obligation to produce written scholarship?

	a. Is the LRW faculty on tenure track?		b. Is the LRW faculty . . .			c. Is the scholarship of the same quality and quantity as tenure-track faculty?		
	Yes	No	required to produce scholarship?	expected to produce scholarship?	neither required nor expected to produce scholarship?	Yes	No	Not specified
2001	13	86	12	14	73	16	14	27
2000	14	84	23	15	64	22	10	25

82. During the current academic year, what was the LRW faculty member's workload in the required program in terms of the number of—

NOTE: Approximately 102 schools responded to this question.

FALL SEMESTER <u>2001</u>	SPRING SEMESTER <u>2001</u>	
<u>(average) 47</u> (min 15; max 120)	<u>(average) 46</u> (min 15; max 190)	a. Number of students in the required program: <i>2000 Survey - Fall: (average) 46 (min 12; max 110)</i> <i>2000 Survey - Spring: (average) 46 (min 12; max 130)</i>
<u>(average) 3.73</u> (min 1; max 9)	<u>(average) 3.52</u> (min 1; max 9)	b. In-class hours of teaching each week: <i>2000 Survey - Fall: (average) 6 (min 1; max 8)</i> <i>2000 Survey - Spring: (average) 6 (min 1; max 8)</i>
<u>(average) 3.07</u> (min 1; max 8)	<u>(average) 2.62</u> (min 1; max 8)	c. Number of major assignments (final product of ≥ 5 pages): <i>2000 Survey - Fall: (average) 3 (min 1; max 6)</i> <i>2000 Survey - Spring: (average) 3 (min 1; max 6)</i>
<u>(average) 3.63</u> (min 0; max 20)	<u>(average) 2.70</u> (min 0; max 20)	d. Number of minor assignments (final product of < 5 pages): <i>2000 Survey - Fall: (average) 4 (min 1; max 15)</i> <i>2000 Survey - Spring: (average) 2 (min 1; max 15)</i>
<u>(average) 1410</u> (min 100; max 3600)	<u>(average) 1553</u> (min 1; max 4800)	e. Total number of pages of student work read per term (a x (c+d) = e): <i>2000 Survey - Fall: (average) 1,588 (min 400; max 3,600)</i> <i>2000 Survey - Spring: (average) 1,602 (min 400; max 3,500)</i>
<u>(average) 61.95</u> (min 0; max 820*)	<u>(average) 54.91</u> (min 10; max 462*)	f. Total hours in conference required or strongly recommended (# of students x hrs of conference): <i>2000 Survey - Fall: (average) 48 (min 1; max 160)</i> <i>2000 Survey - Spring: (average) 52 (min 10; max 124)</i>

**Maximum values may have been improperly reported.*

83. Does the LRW faculty member serve on faculty committees?

NOTE: Because of a technical problem with the construction of the Survey, there are no reliable results for 83.e by individual committee for 2001. This question is being redesigned for 2002.

2000 2001

64 60

5 6

29 25

3 2

37 38

10 ✗

- a. Yes, as a voting member.
- b. Yes, as a non-voting member.
- c. No.
- d. N/A.
- e. Which committee(s)? *Please mark all that apply.*
Curriculum Committee
LRW Committee

<u>13</u>	<u>✘</u>	Moot Court Committee
<u>14</u>	<u>✘</u>	Clerkship Committee
<u>19</u>	<u>✘</u>	Library Committee
<u>10</u>	<u>✘</u>	Appointments Committee
<u>24</u>	<u>✘</u>	Admissions Committee
<u>40</u>	<u>✘</u>	Other

84. May the LRW faculty member attend faculty meetings?

2000 **2001**

<u>16</u>	<u>20</u>	a. Yes, as a voting member on <u>all</u> matters.
<u>23</u>	<u>22</u>	b. Yes, as a voting member on <u>all matters except</u> hiring, promotions, or tenure.
<u>47</u>	<u>47</u>	c. Yes, as a <u>non-voting</u> member.
<u>10</u>	<u>8</u>	d. No.
<u>3</u>	<u>1</u>	e. N/A.
<u>44</u>		f. No answer.

85. Do LRW faculty teach other courses?

NOTE: Because of a technical problem with the construction of the Survey, there are no reliable results for 2001. This question is being redesigned for 2002.

WHEN		TYPE OF COURSE		COMPENSATION			
During regular academic year	During separate summer session only	Upper-level LRW courses	Non-LRW courses	Same rate as faculty overload	Same rate as adjuncts	Other, please describe	No
2001 0	2	12	64	24 <u>(average) \$</u> <u>(min \$; max \$)</u>	16 <u>(average) \$</u> <u>(min \$; max \$)</u>	26 <u>(average) \$</u> <u>(min \$; max \$)</u>	9
2000 58	41	37	63	27 <u>(average) \$3,233</u> <u>(min \$1,500; max \$8,500)</u>	17 <u>(average) \$3,243</u> <u>(min \$1,000; max \$6,000)</u>	13 <u>(average) \$6,256</u> <u>(min \$0; max \$12,500)</u>	25

IX. LRW ADJUNCT FACULTY

86. Do you use adjunct faculty in your required program? *(The % below is based on % of students taught.)*

2000	2001
<u>16</u>	<u>15</u>
<u>14</u>	<u>16</u>
<u>7</u>	<u>6</u>
<u>14</u>	<u>24</u>
<u>9</u>	<u>28</u>
<u>67</u>	<u>*</u>

- a. Exclusively.
- b. Substantially (75%).
- c. Significantly (50%).
- d. Somewhat (25%).
- e. Rarely.
- f. No.

**Not asked in 2001 Survey.*

87. How many adjunct faculty did you use in the required program during the current academic year for teaching, and what are their genders? *Note: Zeros have been excluded from the averages.*

NOTE: Because of a technical problem with the construction of the Survey, there are no reliable results for 2001. This question is being redesigned for 2002.

2000	a. Objective legal writing	b. Advocacy or Moot Court	c. Both Objective & Moot Court	d. Research	e. Other	TOTALS
Responses:	18	18	28	3	2	49
# of Females:	84	93	257	19	15	371
Average:	4.7 (min 0; max 17)	5.2 (min 0; max 20)	9.2 (min 0; max 24)	6.3 (min 0; max 10)	7.5 (min 0; max 25)	7.6 (min 0; max 25)
Responses:	15	19	27	5	3	47
# of Males:	69	90	186	15	33	328
Average:	(min 0; max 21)	(min 0; max 22)	(min 0; max 21)	(min 0; max 10)	(min 0; max 17)	(min; max 25)

88. What is the salary for your adjunct faculty in your required program?

Note: Values greater than \$20,000 were deleted.

2000	2001
<u>36</u>	<u>43</u>
<u>44</u>	<u>38</u>

- a. per credit hour **(average) \$1,745 (min \$450; max \$5,000)**
2000 Survey: (average) \$1,948 (min \$625; max \$6,000)
- b. per term **(average) \$4,407 (min \$1,000; max \$15,000)**
2000 Survey: (average) \$3,714 (min \$625; max \$15,000)

89. How many students on average does each adjunct teach?

2000 **2001**

56 70

a. Students per section **(average) 18 (min 8; max 28)**
2000 Survey: *(average) 18 (min 10; max 43)*

51 70

b. Students total **(average) 18* (min 8; max 40)**
2000 Survey: *(average) 20 (min 10; max 48)*

**Note: Responses >50 excluded.*

90. Must an adjunct have a minimum number of years of legal practice experience to be hired?

2000 **2001**

27 34

a. Yes. The minimum numbers of years is: **(average) 2.74 (min 1; max 10)**
2000 Survey: *(average) 2 (min 1; max 4)*

29 34

b. No.

91. How many years of teaching experience do the adjuncts in your program have? *Please indicate the number of adjuncts who fall into each of the following categories.*

2000 **2001**

49 49

a. 0 - 2 years: **(average) 5.96** adjuncts
2000 Survey: *(average) 5*

48 44

b. 3 - 5 years: **(average) 3.55** adjuncts
2000 Survey: *(average) 4*

48 36

c. 6 - 10 years: **(average) 4.11** adjuncts
2000 Survey: *(average) 3*

45 28

d. >10 years: **(average) 4.07** adjuncts
2000 Survey: *(average) 2*

52 66

e. Total # of Adjuncts: **(average) 13.14** adjunct
2000 Survey: *(average) 12*

92. Who creates the majority of writing assignments in your program? *(Do not indicate who determines how many assignments or other curricular requirements.)*

2000 **2001**

37 31

a. The director and full-time LRW faculty exclusively.

16 19

b. The director and full-time LRW faculty primarily.

4 6

c. The adjunct primarily.

4 6

d. The adjunct exclusively.

19 12

e. Other.

X. TEACHING ASSISTANTS

93. Do you use teaching assistants in your required program? (*The % below is based on % of the classroom teaching hours.*)

2000 **2001**

<u>2</u>	<u>1</u>	a. Exclusively.
<u>3</u>	<u>5</u>	b. Substantially (75%).
<u>13</u>	<u>9</u>	c. Significantly (50%).
<u>21</u>	<u>24</u>	d. Somewhat (25%).
<u>35</u>	<u>47</u>	e. Rarely (< 25%).

94. How many teaching assistants participate in your program to teach, and what do they teach? (*Please mark all that apply.*)

2000 **2001**

<u>30</u>	<u>26</u>	a. Objective legal writing: (average) 13 (min 0; max 40) teaching assistants. <i>2000 Survey: (average) 10 (min 0; max 38)</i>
<u>35</u>	<u>30</u>	b. Advocacy or moot court: (average) 15 (min 0; max 44) teaching assistants. <i>2000 Survey: (average) 15 (min 0; max 79)</i>
<u>37</u>	<u>38</u>	c. Research: (average) 12 (min 0; max 40) teaching assistants. <i>2000 Survey: (average) 12 (min 0; max 40)</i>
<u>35</u>	<u>25</u>	d. Other: (average) 12 (min 0; max 46) teaching assistants. <i>2000 Survey: (average) 10 (min 0; max 40)</i>

2001 Survey: (average) 13 (min 0; max 46) teaching assistants.

2000 Survey: (average) 18 (min 1; max 117) teaching assistants.

95. Approximately how many students are assigned to each teaching assistant?

2000 **2001**

<u>75</u>	<u>72</u>	a. Number of students per TA in the fall: (average) 23 (min 5; max 115) <i>2000 Survey: (average) 22 (min 0; max 80)</i>
<u>77</u>	<u>63</u>	b. Number of students per TA in the spring: (average) 21 (min 5; max 115) <i>2000 Survey: (average) 19 (min 0; max 80)</i>
<u>152</u>	<u>135</u>	c. Total number of students per TAs: (average) 22 (min 5; max 115) <i>2000 Survey: (average) 18 (min 0; max 160)</i>

96. Approximately how many hours does each teaching assistant spend on TA duties each term?

2000 **2001**

<u>74*</u>	<u>74</u>	a. Fall Semester: (average) 84 (min 3; max 300) hours. <i>2000 Survey: (average) 90 (min 6; max 280)</i>
	<u>70</u>	b. Spring Semester: (average) 76 (min 3; max 300) hours.

**2000 Survey combined Fall and Spring semesters.*

97. Do TAs hold office hours during which they answer questions relating to— *Please mark all that apply.*

2000	2001
<u>69</u>	<u>66</u>
<u>63</u>	<u>59</u>
<u>59</u>	<u>52</u>
<u>44</u>	<u>45</u>

- a. Research.
- b. Writing, generally.
- c. Writing assignments before they are graded.
- d. Other law school questions (such as exams).

98. How are the teaching assistants compensated? *Please mark all that apply.*

2000	2001
<u>10</u>	<u>12</u>
<u>27</u>	<u>33</u>
<u>8</u>	<u>6</u>
<u>36</u>	<u>27</u>
<u>25</u>	<u>20</u>
<u>6</u>	<u>3</u>

- a. Course credit and grades.
- b. Course credit. How many credits per term?
NOTE: Because of a technical problem with the construction of the Survey, there is no reliable data for average/minimum/maximum results for 98.b. This question is being redesigned for 2002.
2000 Survey: (average) 2.2 (min 1; max 5)
- c. Offset against tuition of **(average) \$1,406 (min \$535; max \$3,000)** per term.
2000 Survey: (average) \$1,070 (min \$50; max \$2,400)
- d. Payment of **(average) \$1,524 (min \$100; max \$5,000)** per term.
2000 Survey: (average) \$1,106 (min \$100; max \$2,640)
- e. Payment of \$ **(average) \$8.65 (min \$6; max \$14)** per hours worked.
2000 Survey: (average) \$8.69 (min \$6.25; max \$12.75)
- f. Other.

99. Approximately how many hours of training are provided for each teaching assistant each term?

2000	2001
<u>66</u>	<u>74</u>

- (average) 11.5 (min 0; max 60)** hours.
2000 Survey: (average) 16 (min 1; max 96) hours.

XI. SURVEY

100. Have you used ALWD/LWI survey data to— *Please mark all that apply.*

2000	2001
<u>62</u>	<u>78</u>
<u>40</u>	<u>41</u>
<u>34</u>	<u>44</u>
<u>10</u>	<u>0</u>
<u>38</u>	<u>33</u>

- a. Improve your program.
- b. Improve your status.
- c. Improve your salary.
- d. Other.
- e. No.

2001 ALWD/LWI Survey Results - APPENDIX A
Comparisons of Responses from Female and Male Directors

Prepared by Jo Anne Durako
 Director of Legal Research & Writing
 Rutgers-Camden Law School

Responses to the survey: Female - 99 (72%); Male - 39 (28%)
 Responses of Directors: Female - 83 (72%); Male - 33 (28%)

Note: As used in this Appendix, "Director" means the person overseeing the Legal Writing program who responded to the ALWD/LWI survey.

Question 45: What choice best describes the director's status?

	2001				2000			
	Female		Male		Female		Male	
Tenured	13	16%	7	21%	17	20%	7	23%
Tenure track	13	16%	3	9%	7	8%	3	10%
Contract	34	41%	10	30%	37	45%	9	30%
Admin. Prim resp. LRW	1	1%	2	6%	7	9%	2	7%
Primary resp. not LRW	3	4%	6	18%	4	5%	5	17%
Clinical tenure or TT	6	7%	3	9%				
Other	<u>13</u>	16%	<u>2</u>	6%	<u>11</u>	13%	<u>4</u>	13%
	83		33		83		30	

Question 49: What is the annual base salary of the director?

	Female Directors		Male Directors	
2001 Avg. 12-month salary	\$77,163	84% of male avg.	\$91,615	
2000 Avg. 12-month salary	\$73,171	86% of male avg.	\$84,817	
Lowest	\$54,118	98% of male low	\$55,000	
Highest	\$123,000	95% of male high	\$130,000	
TOTAL responding:	29		13	

	Female Directors		Male Directors	
2001 Avg. 9-month salary	\$75,086	89% of male avg.	\$84,115	
2000 Avg. 9-month salary	\$70,480	77% of male avg.	\$91,182	
Lowest	\$45,100	82% of male low	\$55,000	
Highest	\$136,100	117% of male high	\$116,375	
TOTAL responding:	39		12	

<i>Highest salaries:</i>	2001	<u>Female Directors</u>	<u>Male Directors</u>
% earning ≥ \$100,000	2000	6 of 68 = 9%	9 of 25 = 36%
of TOTAL responding		8 of 75 = 11% of females	9 of 27 = 33% of males
with annual salary data			

2001 Avg. Base salary paid	<u>Female Directors</u>	<u>Male Directors</u>
2000 Base Salary paid*	\$ 75,971* 86% of male avg.	\$ 88,015*
	\$ 71,628* 82% of male avg.	\$ 87,410*

*Base salaries reported, not accounting for 12 or < 12-month contract differences or other compensation.

Question 64: Is the director eligible for leave?

	2001				2000			
	Female		Male		Female		Male	
Paid sabbaticals	29	34%	16	38%	32	59%	14	64%
Unpaid sabbaticals	11	13%	5	12%	12	22%	3	14%
Leave	19	22%	11	26%	20	37%	8	36%
Reduced load	15	17%	10	24%	13	24%	5	23%
Other	12	14%	0	0%	6	11%	3	14%
No	—		—		10	19%	2	9%
TOTAL	86 *		42 *		54 *		22 *	

*Note: Respondents could select >1 type of leaving making the totals > the number of respondents.

Question 57: How many LRW professionals does the director supervise?

	Female Directors	Male Directors
Female professional FT staff	3.2 average	2.8 average
Male professional FT staff	1.9 average	1.9 average
Female adjuncts	8.5 average	6.8 average
Male adjuncts	7.4 average	7.5 average
# of Responses	83	33

Question 75: What is the base salary range for LRW faculty members (excluding the director's salary) from lowest salary to highest salary paid at your school (range from \$(low range) to \$(high range) paid)?

	2001			2000	
	Female		Males	Females	Males
Avg. low reange	\$41,634	90% of male	\$46,226	\$40,186	\$43,867
Lowest low range	\$34,000	103% of male	\$33,000	\$26,000	\$30,000
Highest in low range	\$50,000	77% of male	\$65,000	\$68,000	\$65,000
Avg. high range	\$49,732	94% of male	\$52,640	\$49,066	\$53,433
Lowest high range	\$35,500	108% of male	\$33,000	\$26,000	\$31,500
Highest high range	\$70,000	93% of male	\$75,000	\$90,000	\$130,000

Question 5: How many years has the director directed the writing program at the present law school? How does this relate to salary? (Question 49)

	2001			2000	
	Female		Male	Female	Male
0 to 5 years	\$73,647	86% of male avg.	\$85,588	\$66,411	\$83,786
6 to 10 years	\$79,035	112% of male avg.	\$70,500	\$70,617	\$88,250
11 to 15 years	\$83,793	84% of male avg.	\$100,344	\$79,741	\$81,000
16 year or more	\$101,550	119% of male avg.	\$85,000	\$88,143	\$106,250

Question 48: What title does the director have in official law school materials?

	2001				2000			
	<i>Female</i>		<i>Male</i>		<i>Female</i>		<i>Male</i>	
Professor	38	32%	20	39%	37	45%	17	59%
Prof. of Legal Wtg.	6	5%	3	6%	4	5%	1	3%
Visiting Prof.	1	1%	2	4%	2	2%	2	7%
Clinical Prof.	10	9%	4	8%	6	7%	2	7%
Lecturer	9	8%	0	0%	10	12%	0	0%
Instructor	5	4%	1	2%	2	2%	1	3%
Asst./Assoc. Dean	3	3%	2	4%	1	1%	0	0%
Director	41	35%	19	37%	16	20%	6	21%
Other	4	3%	0	0%	4	5%		
TOTAL	117 *		51 *		82		29	

*Respondents could select >1 title making the total > the number of respondents.

Question 55: Does the director teach courses beyond the required writing course?

	2001				2000			
	<i>Females</i>		<i>Males</i>		<i>Females</i>		<i>Males</i>	
Yes, other than academic support	37	45%	25	76%	44	55%	23	82%
Yes, only academic support	6	7%	0	0%	7	9%	0	0%
No	36	43%	8	24%	28	35%	5	18%
N/A	4	5%	0	0%	1	1%	0	0%
	83		33		80		28	

Question 56(g): How much additional compensation does the director receive for teaching other than required LRW classes?

	2001		2000	
	<i>Female</i>	<i>Male</i>	<i>Female</i>	<i>Male</i>
Average	\$7,167	77% of male comp.	\$7,838	\$11,375
Lowest	\$4,500		\$4,000	\$2,000
Highest	\$12,000		\$12,000	\$23,000

Law Schools that have responded in time for 2001 Survey Report:

Alabama, U	Houston	Seattle
Albany, Union U	Howard	Seton Hall
American U, Washington Law	Illinois, U	South Carolina, U
Appalachian	Indiana U, Bloomington	South Dakota, U
Arizona State	Indiana U, Indianapolis	South Texas
Arizona U	Jones	Southern Illinois, U
Arkansas, Fayetteville	Lewis and Clark Northwestern	Southwestern
Arkansas, Little Rock	Louisville, U, Brandeis	St. John's
Baltimore U	Loyola, Chicago	St. Mary's
Barry U, Orlando Law	Loyola, N.O.	Stanford
Boston College	Loyola, L.A.	Stetson
Boston U	Maine, U	Suffolk
Brigham Young U	Marquette	Syracuse
Brooklyn Law	John Marshall	Temple
California, U, Berkley	Maryland, U	Tennessee, U
California, U. Davis	Massachusetts	Texas, U
California, U. Hastings	Memphis, U	Texas Tech
Capital U	Mercer	Texas Wesleyan
Case Western Reserve	Michigan, U	Toledo
Catholic U of America	Michigan State	Touro, J.D. Fuchsberg
Chapman U	Minnesota, U	Tulsa, U
Chicago-Kent, Illinois Institute	Missouri-Columbia, U	Utah, U
Cincinnati, U	Missouri-Kansas City	Valparaiso
David A. Clark	Montana, U	Vanderbilt
Colorado, U	Nebraska, U	Vermont
Columbia U	Nevada, LV (W. S. Boyd)	Villanova
Connecticut, U	New England	Wake Forest
Cooley, Thomas M. Law	New Mexico, U	Washburn
Concord	City U of New York	Washington, U
Cornell	New York Law	Washington
Creighton U	New York, State, Buffalo	Washington & Lee
Dayton, U	North Carolina, U	Wayne
DePaul	Northeastern	West Virginia
Denver, U	Northern Illinois	Western New England
Detroit Mercy, U	Northwestern	Western State
Drake	Nova Southeastern	Whittier
Duke	Ohio Northern	Widener, Harrisburg
Emory, Atlanta	Ohio State	William Mitchell
Florida, U	Oklahoma City	William Richardson
Florida Costal	Oregon, U	Williamette
Florida State	Pacific, U, McGeorge	Wisconsin
Fordham	Pennsylvania, U	
Franklin Pierce	Pennsylvania State	
George Washington U	Pepperdine	
Georgetown	Quinnipiac	
Georgia, U	Richmond, U	
Golden Gate U	Rutgers - Camden	
Gonzaga	Rutgers - Newark	
Hamline	San Francisco	
Harvard	Santa Clara	
Hofstra	Samford	